

NIGHT RACE 2023

Slalom

Slalom Results

Rank	Bib.	Name	Year	Run 1	Run 2	Time	Gap
------	------	------	------	-------	-------	------	-----

Gender : Ladies / Category : U8

1	7	BLAIR Morgan	2016	27.32	26.95	26.95	
2	5	TERRY Pandora	2016	28.69	29.00	28.69	1.74
3	6	HIRST Amber	2016	33.60	33.26	33.26	6.31
4	2	TANDY Tallulah	2017		35.47	35.47	8.52
5	4	CORFIELD DAVIS Delphine	2016	39.37	36.68	36.68	9.73
6	3	BEYZADE Olivia	2017	38.76	38.48	38.48	11.53

Disqualified - Run 1 (1)

2	TANDY Tallulah	2017		35.47			
---	----------------	------	--	-------	--	--	--

Gender : Men / Category : U8

1	9	COLES Ethan	2016	24.94	24.11	24.11	
2	8	TERRY Halo	2017	28.29	28.74	28.29	4.18
3	10	MANNING Tobias	2016	30.08		30.08	5.97

Disqualified - Run 2 (1)

10	MANNING Tobias	2016	30.08				
----	----------------	------	-------	--	--	--	--

Gender : Ladies / Category : U10

1	12	TOWNSEND Florence	2014	20.72	20.54	20.54	
2	15	SEAL Robyn	2014	22.52	21.92	21.92	1.38
3	13	WHORLOW Freya	2014	22.69	22.51	22.51	1.97
4	11	TOMAS Maria Teresa	2015	26.98	26.37	26.37	5.83
5	14	WATSON Lilian	2014		28.78	28.78	8.24
6	1	FOX India	2015	40.81	39.48	39.48	18.94

Disqualified - Run 1 (1)

14	WATSON Lilian	2014		28.78			
----	---------------	------	--	-------	--	--	--

NIGHT RACE 2023

Slalom

Slalom Results

Rank	Bib.	Name	Year	Run 1	Run 2	Time	Gap
Gender : Men / Category : U10							
1	23	COX Oscar	2014	20.30	20.05	20.05	
2	25	HUELIN Leo	2014	20.62	20.91	20.62	0.57
3	24	BULLOCK Joseph	2014	21.21	21.02	21.02	0.97
4	20	BROWN Franky	2015	23.06	21.15	21.15	1.10
5	19	CURRIE Gabriel	2015	21.95	22.42	21.95	1.90
6	26	BRACKLEY Samuel	2014		22.23	22.23	2.18
7	18	MCPHAIL Harry	2015	22.43	22.71	22.43	2.38
8	17	WELSH Rafferty	2015	23.21	22.62	22.62	2.57
9	22	HALL William	2014	24.71	24.59	24.59	4.54
10	21	NELSON Sebastian	2015	29.61	29.27	29.27	9.22
11	16	NELSON Oliver	2015	35.64	35.50	35.50	15.45

Disqualified - Run 1 (1)

26	BRACKLEY Samuel	2014		22.23			
----	-----------------	------	--	-------	--	--	--

Gender : Ladies / Category : U12

1	37	WELSH Jolie	2012	18.64	18.44	18.44	
2	34	ENRIGHT Gloria	2012	19.32	18.54	18.54	0.10
3	36	KELLY Jessica	2012	19.75	20.16	19.75	1.31
4	38	CURRIE Charlotte	2012	19.84	19.88	19.84	1.40
5	35	WILSON Antonia	2012	28.41	20.84	20.84	2.40
6	32	WATTS Amelie	2013	22.45	22.27	22.27	3.83
7	33	BULKELEY Sophia	2013	24.06	23.26	23.26	4.82
8	28	HILL Zoe	2013	26.43	25.54	25.54	7.10
9	29	BEYZADE Sophia	2013	29.48	28.59	28.59	10.15
10	27	O'FARRELL Alicia	2013	29.19	29.30	29.19	10.75
11	31	NELSON Imogen	2013		37.94	37.94	19.50

Disqualified - Run 1 (2)

30	FOX Orla	2013					
31	NELSON Imogen	2013		37.94			

Disqualified - Run 2 (1)

30	FOX Orla	2013					
----	----------	------	--	--	--	--	--

Gender : Men / Category : U12

1	41	GREENLAND Samuel	2012	23.77	17.75	17.75	
2	45	COX Malachy	2012	19.83	19.47	19.47	1.72
3	42	BEAGLEY Ollie	2012	21.95	21.22	21.22	3.47
4	43	MCPHAIL Jake	2012	24.09	23.16	23.16	5.41
5	44	LIVINGSTONE Marcus	2012	24.38	23.89	23.89	6.14
6	40	WELLS Henry	2013	25.53	25.83	25.53	7.78
7	39	TURNER Zac	2013	27.00	26.09	26.09	8.34

NIGHT RACE 2023

Slalom

Slalom Results

Rank	Bib.	Name	Year	Run 1	Run 2	Time	Gap
------	------	------	------	-------	-------	------	-----

Gender : Ladies / Category : U14

1	110	MUNDAY Macy	2010	19.61	19.51	19.51	
2	109	TOWNSEND Mathilda	2010	20.32	20.77	20.32	0.81
3	101	POWERS Sophia	2011	20.93	20.60	20.60	1.09
4	103	WIGLEY Grace	2011	22.17	21.30	21.30	1.79
5	104	HALL Nathalie	2011	24.57	23.06	23.06	3.55
6	107	RICHINS Poppy	2010		23.77	23.77	4.26
7	102	DRENNAN Emilia	2011	33.16	27.32	27.32	7.81
8	105	NELSON Florence	2011	28.89	28.26	28.26	8.75
9	108	GARDINER Bella	2010		29.69	29.69	10.18

Did Not Start - Run 1 (1)

	106	WELLS Sophia	2011				
--	-----	--------------	------	--	--	--	--

Did Not Finish - Run 1 (1)

	107	RICHINS Poppy	2010		23.77		
--	-----	---------------	------	--	-------	--	--

Disqualified - Run 1 (1)

	108	GARDINER Bella	2010		29.69		
--	-----	----------------	------	--	-------	--	--

Gender : Men / Category : U14

1	120	BARNES Hunter	2010	18.14	17.88	17.88	
2	113	HUELIN Joshua	2011	18.55	18.38	18.38	0.50
3	118	WELSH Gabriel	2010	18.96	27.42	18.96	1.08
4	114	SHERWIN Benjamin	2011	20.14		20.14	2.26
5	115	BRACKLEY Freddie	2011	20.34	21.16	20.34	2.46
6	119	MCPHAIL Cameron	2010	21.28	20.77	20.77	2.89
7	112	WALSH Hal	2011	23.11	22.48	22.48	4.60
8	117	LALONDRELLE Ollie	2010	24.91	23.52	23.52	5.64

Did Not Start - Run 1 (2)

	111	CHANDLER Ethan	2011				
	116	CHANDLER Owen	2011				

Disqualified - Run 2 (1)

	114	SHERWIN Benjamin	2011	20.14			
--	-----	------------------	------	-------	--	--	--

Gender : Ladies / Category : U16

1	125	EVEREST Phoebe	2009	19.27	18.98	18.98	
2	123	WILSON Lucy	2009	20.15	19.70	19.70	0.72
3	121	ORMROD Elizabeth	2009	21.36	20.66	20.66	1.68
4	124	DRENNAN Sophie	2009	24.48	23.90	23.90	4.92

Did Not Start - Run 1 (1)

	126	HAY Flora	2008				
--	-----	-----------	------	--	--	--	--

NIGHT RACE 2023**Slalom****Slalom Results**

Rank	Bib.	Name	Year	Run 1	Run 2	Time	Gap
------	------	------	------	-------	-------	------	-----

Gender : Men / Category : U16

1	133	FANCY Myles	2008	19.10	18.68	18.68	
2	127	SHERWIN Toby	2009	19.67	18.77	18.77	0.09
3	129	WELLS Charlie	2009	20.75	20.24	20.24	1.56
4	128	MARKS Joe	2009	22.88	22.13	22.13	3.45
5	132	ATKINS Tom	2008	25.93	24.05	24.05	5.37

Did Not Finish - Run 1 (1)

131	RICHINS Freddie	2008					
-----	-----------------	------	--	--	--	--	--

Did Not Finish - Run 2 (1)

131	RICHINS Freddie	2008					
-----	-----------------	------	--	--	--	--	--

Gender : Ladies / Category : U18

1	136	PUTMAN Abigail	2006		17.32	17.32	
2	134	PUTMAN Daisy	2007	18.12	18.20	18.12	0.80
3	135	LARKBY Zahra	2007	25.62	26.32	25.62	8.30

Did Not Finish - Run 1 (1)

136	PUTMAN Abigail	2006		17.32			
-----	----------------	------	--	-------	--	--	--

Gender : Men / Category : U18

1	137	EVEREST Toby	2006	17.32		17.32	
---	-----	--------------	------	-------	--	--------------	--

Did Not Finish - Run 2 (1)

137	EVEREST Toby	2006	17.32				
-----	--------------	------	-------	--	--	--	--

Gender : Ladies / Category : U21

1	138	TEN DOESCHATE Ella	2004	25.76	25.95	25.76	
---	-----	--------------------	------	-------	-------	--------------	--

Gender : Ladies / Category : SEN

1	139	COOPER Lauren	1999	18.62	18.12	18.12	
---	-----	---------------	------	-------	-------	--------------	--

Gender : Men / Category : SEN

1	140	COOPER Jordan	1999	22.29	17.42	17.42	
---	-----	---------------	------	-------	-------	--------------	--

Gender : Ladies / Category : MAS 1

1	141	WILSON Katharine	1977	27.89		27.89	
---	-----	------------------	------	-------	--	--------------	--

NIGHT RACE 2023**Slalom****Slalom Results**

Rank	Bib.	Name	Year	Run 1	Run 2	Time	Gap
-------------	-------------	-------------	-------------	--------------	--------------	-------------	------------

Disqualified - Run 2 (1)

	141	WILSON Katharine	1977	27.89			
--	-----	------------------	------	-------	--	--	--

Gender : Men / Category : MAS 1

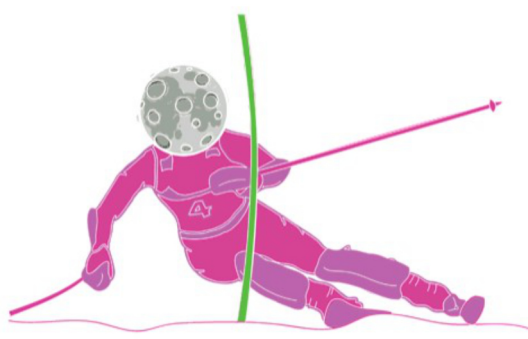
1	142	NELSON Steven	1977	25.92		25.92	
----------	-----	---------------	------	-------	--	--------------	--

Did Not Finish - Run 2 (1)

	142	NELSON Steven	1977	25.92			
--	-----	---------------	------	-------	--	--	--

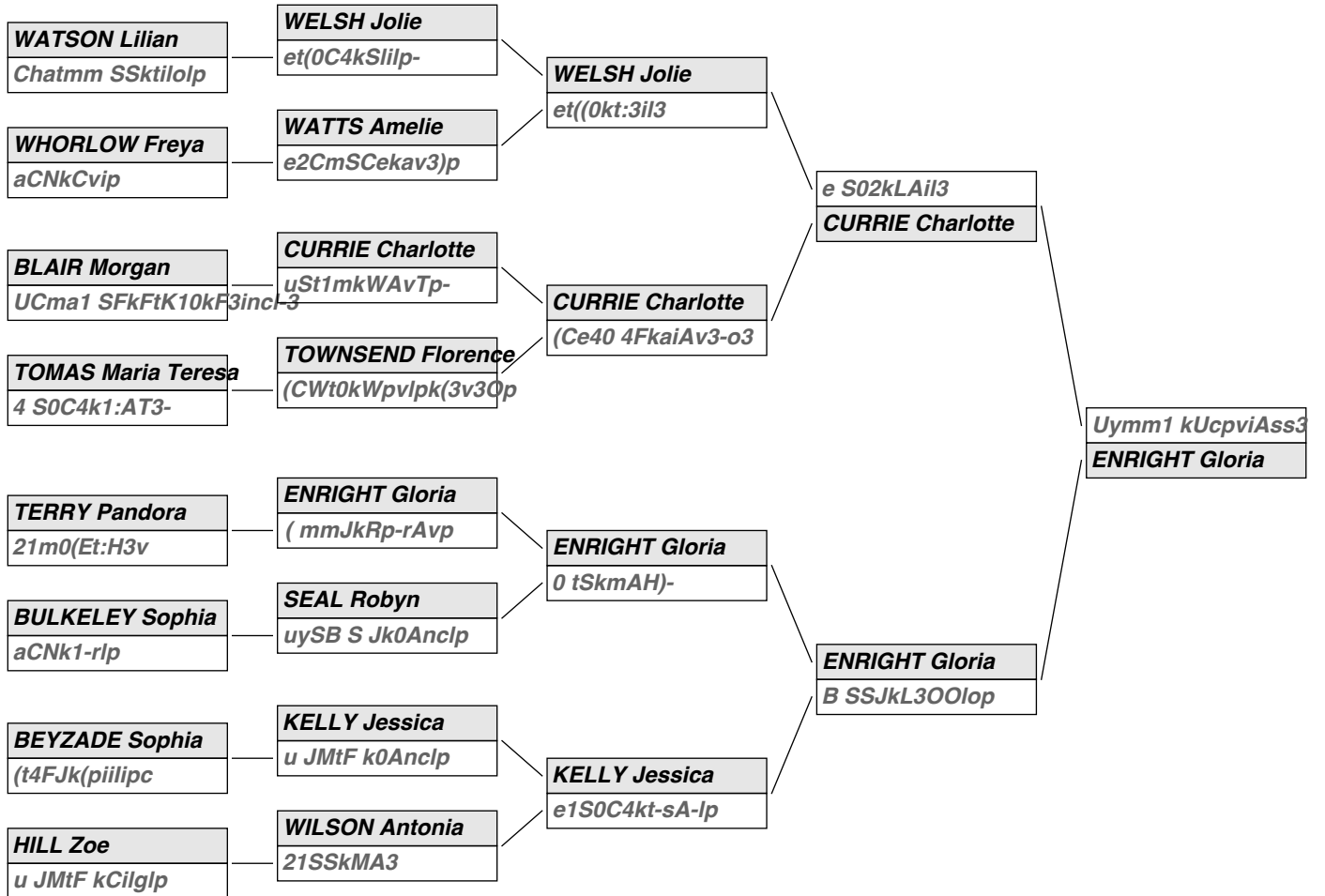
Gender : Men / Category : MAS 2

1	143	WILSON Richard	1972	30.02	28.01	28.01	
----------	-----	----------------	------	-------	-------	--------------	--

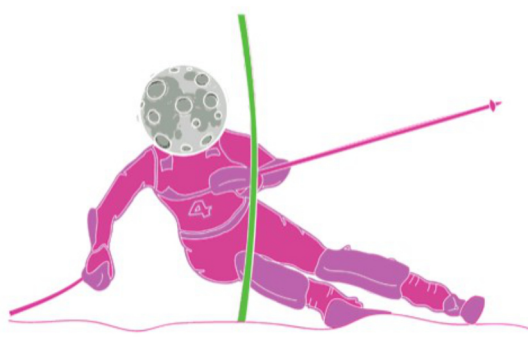


Chatham Ski Slope (04-Nov-2023) : U12 Female Knockout

Draw

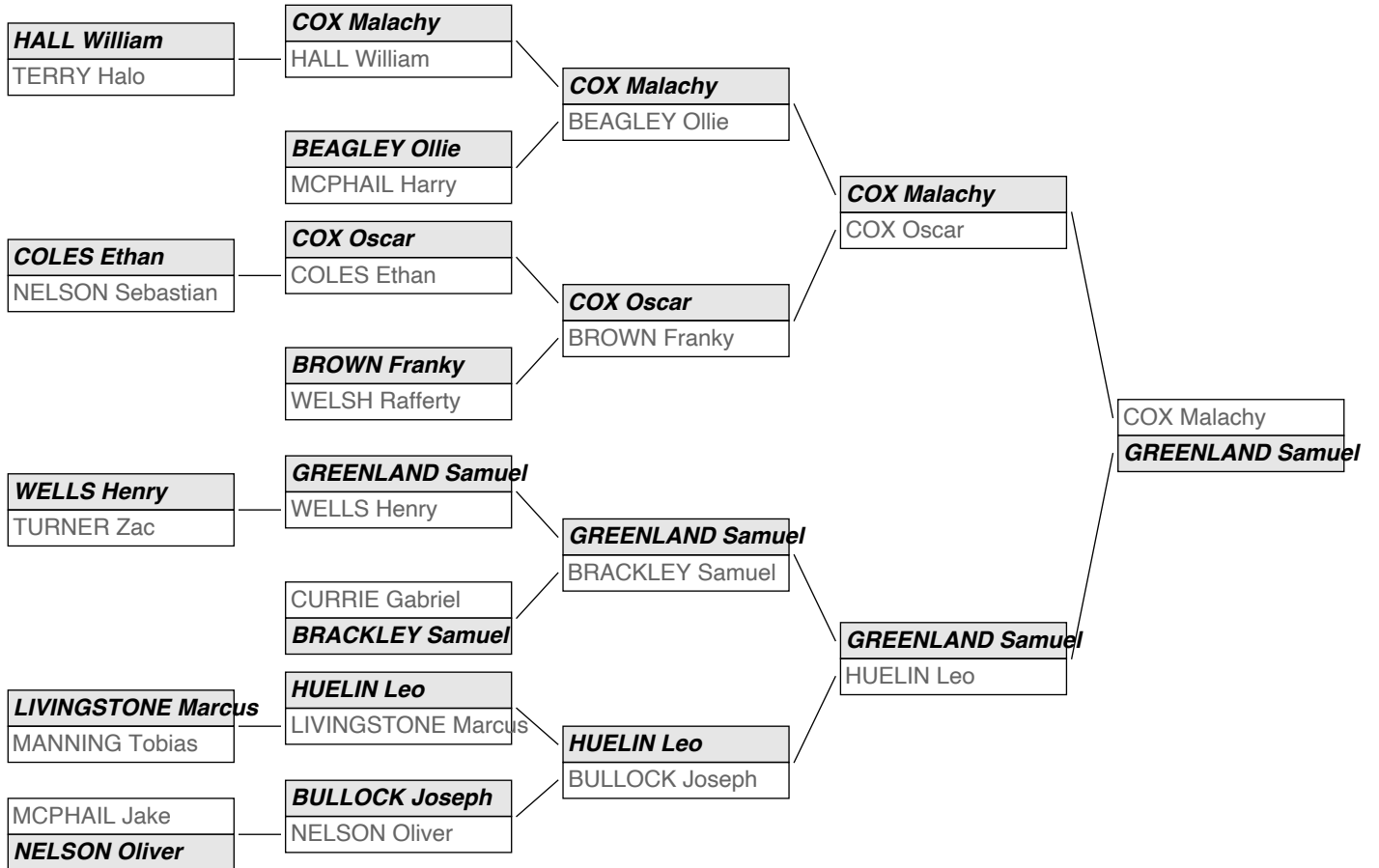


NIGHT RACE

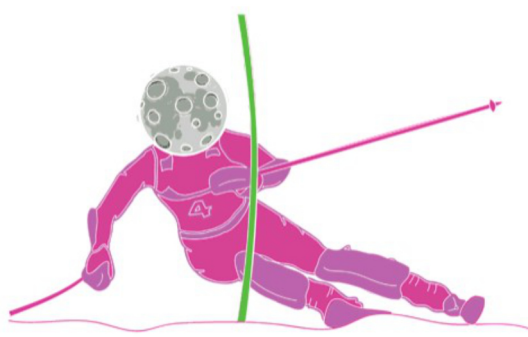


Chatham Ski Slope (04-Nov-2023) : U12 Male Knockout

Draw

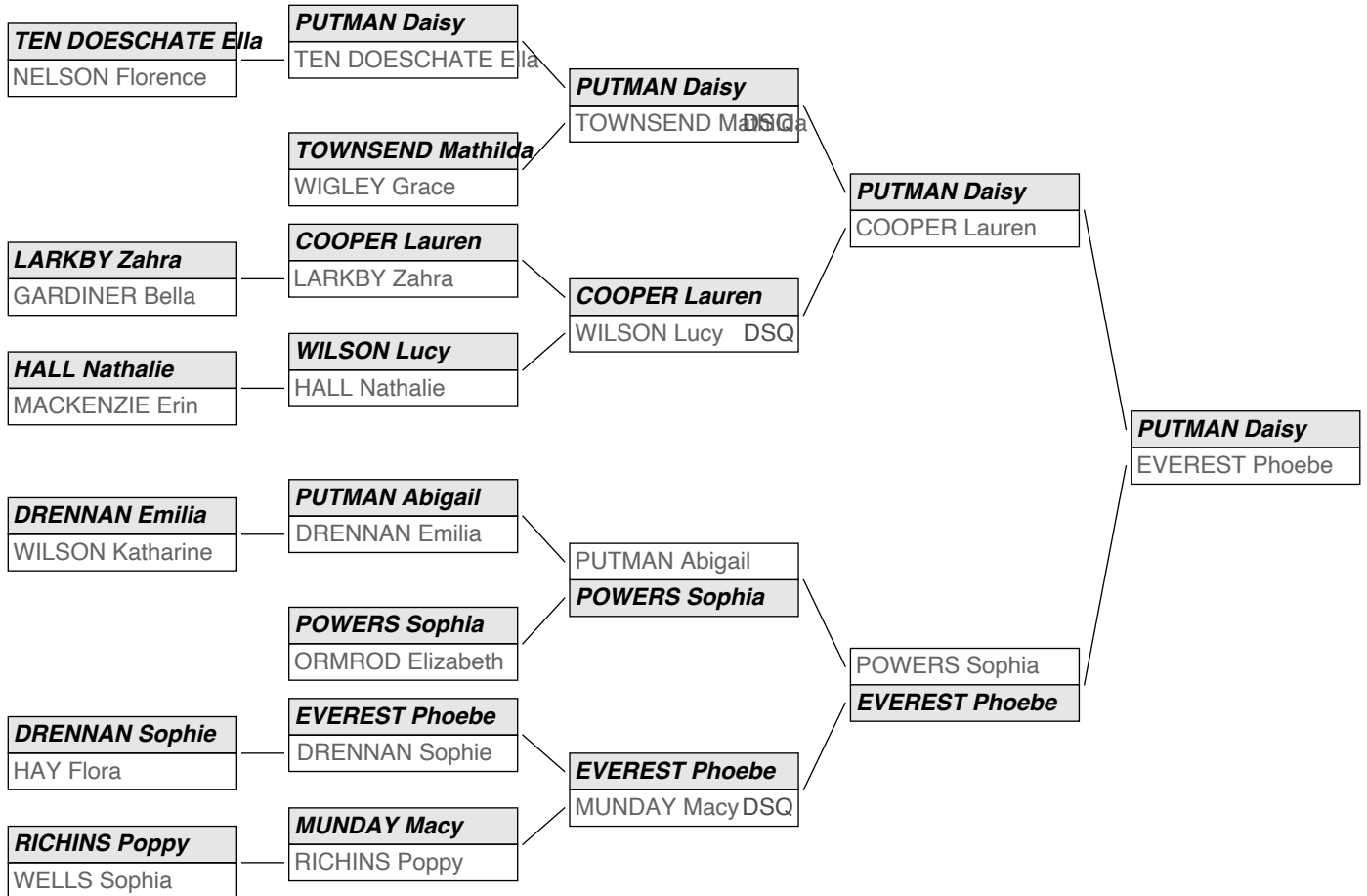


NIGHT RACE

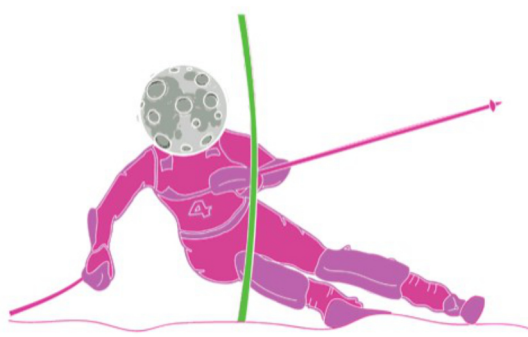


Chatham Ski Slope (04-Nov-2023) : U14+ Female Knockout

Draw

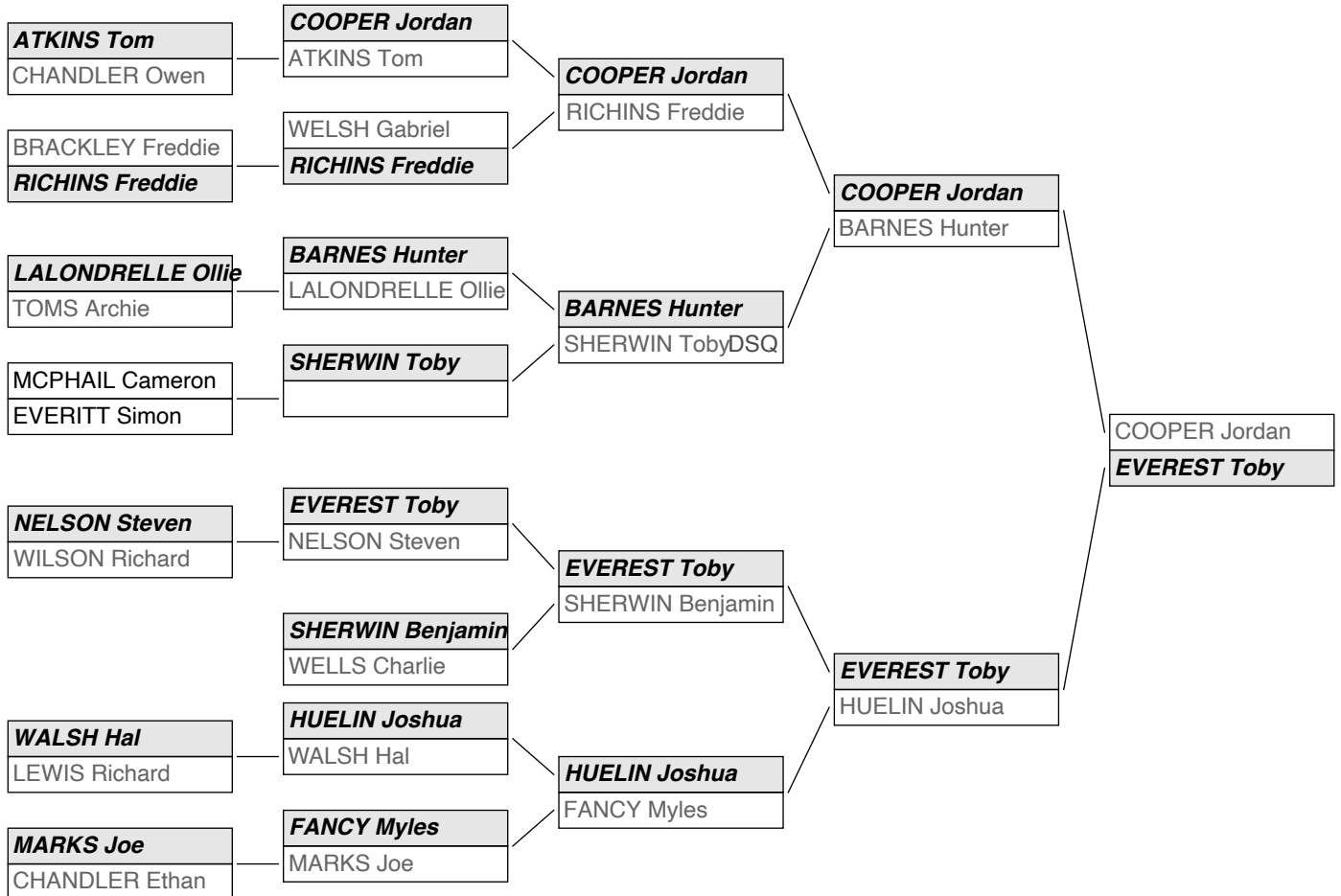


NIGHT RACE



Chatham Ski Slope (04-Nov-2023) : U14+ Male Knockout

Draw



NIGHT RACE