



London Schools Ski Race 2015

=== Junior's (Year's 2 - 6) ===

Special Slalom

LSSR - Final Ranking

Rank	Bib.	Cat	Rank	Name	School	Team	Run 1	Run 2	Time	Sex
Y2-4										
1	39	Y2-4	(1)	ATKINSON Liam	Clare House Primary Sch. A	CHP1	12.56	* 12.38	12.38	Men
2	22	Y2-4	(2)	COOK Joshua	Merton Court Prep B	MCP2	13.80	* 13.60	13.60	Men
3	20	Y2-4	(3)	KADMKA Tobias	Surbiton High Sch. A	SUR1	15.18	* 14.11	14.11	Men
4	21	Y2-4	(4)	MCDONALD Cameron	Surbiton High Sch. A	SUR1	14.55	* 14.49	14.49	Men
5	44	Y2-4	(5)	DISNEY Evie	Surbiton High Sch. B	SUR2	15.63	* 14.95	14.95	Women
6	19	Y2-4	(6)	DE SARAM Ewan	Surbiton High Sch. A	SUR1	15.29	* 15.04	15.04	Men
7	9	Y2-4	(7)	KAY Jonathan	Eltham College A	ECC1	18.10	* 15.17	15.17	Men
8	12	Y2-4	(8)	KENDALL Noah	Heathside Prep Sch. C	HSP3		* 15.57	15.57	Men
9	5	Y2-4	(9)	MILLINGTON-JONES Ben	Collis Primary Sch. C	COP3	* 15.63	33.07	15.63	Men
10	4	Y2-4	(10)	FAIRFULL Maddy	South Hampstead High A	SHH1	* 15.69	16.02	15.69	Women
11	7	Y2-4	(11)	HENRY Grace	Collis Primary Sch. C	COP3	* 16.11	16.55	16.11	Women
12	6	Y2-4	(12)	HIGGINS Ralph	Collis Primary Sch. C	COP3	16.59	* 16.48	16.48	Men
13	16	Y2-4	(13)	STEVENS Brooks	Wetherby Sch. Pre-Prep A	WPS1	17.12	* 16.60	16.60	Men
14	23	Y2-4	(14)	BARENBRUG Toby	Merton Court Prep B	MCP2	* 16.87	17.33	16.87	Men
15	10	Y2-4	(15)	JOHNSON Harry	Eltham College A	ECC1	17.81	* 17.17	17.17	Men
16	17	Y2-4	(16)	DAUDY Theodore	Wetherby Sch. Pre-Prep A	WPS1	18.13	* 17.18	17.18	Men
17	36	Y2-4	(17)	MCDONALD Will	Clare House Primary Sch. A	CHP1	* 17.21	17.87	17.21	Men
18	28	Y2-4	(18)	LAMBLIN Camille	Larmenier & SH C	LSH3	17.52	* 17.27	17.27	Women
19	24	Y2-4	(19)	BARENBRUG Nico	Merton Court Prep B	MCP2		* 17.45	17.45	Men
20	59	Y2-4	(20)	BROADHURST Nate	Collis Primary Sch. D	COP4	18.90	* 17.48	17.48	Men
21	11	Y2-4	(21)	BOWLER Ben	Eltham College A	ECC1	* 17.61	17.92	17.61	Men
22	25	Y2-4	(22)	VERGANI Alberto	Larmenier & SH C	LSH3	17.78	* 17.63	17.63	Men
23	45	Y2-4	(23)	HOLT Eleanor	Surbiton High Sch. B	SUR2	18.16	* 17.77	17.77	Women
24	34	Y2-4	(24)	UTERMANN Helena	Heathside Prep Sch. D	HSP4	* 17.93	18.57	17.93	Women
25	42	Y2-4	(25)	BOURGIGNAN Isabelle	Larmenier & SH D	LSH4	* 17.96	18.69	17.96	Women
26	47	Y2-4	(26)	HUGHES Lucy	Surbiton High Sch. B	SUR2	18.55	* 18.07	18.07	Women
27	48	Y2-4	(27)	CHABAN Oles	Eltham College B	ECC2	18.87	* 18.48	18.48	Men
28	18	Y2-4	(28)	AMERICA Arthur	Wetherby Sch. Pre-Prep A	WPS1	* 18.64	37.40	18.64	Men
29	35	Y2-4	(29)	REMUS ELLIOTT Jake	Heathside Prep Sch. D	HSP4	* 18.70	18.75	18.70	Men
30	50	Y2-4	(30)	JONES Harry	Eltham College B	ECC2	* 18.71	18.71	18.71	Men
31	27	Y2-4	(31)	VERNAZZA Luca	Larmenier & SH C	LSH3		* 18.73	18.73	Men
32	38	Y2-4	(32)	TOVARLAZA Oliver	Clare House Primary Sch. A	CHP1		* 18.77	18.77	Men
33	41	Y2-4	(33)	ENRIGHT Alison	Larmenier & SH D	LSH4	18.98	* 18.83	18.83	Women
34	54	Y2-4	(34)	BRIAN Alexis	Larmenier & SH E	LSH5	19.31	* 19.12	19.12	Men
35	37	Y2-4	(35)	TOOKEY Cillian	Clare House Primary Sch. A	CHP1	32.32	* 19.22	19.22	Men
36	26	Y2-4	(36)	FRADGLEY James	Larmenier & SH C	LSH3	* 19.26		19.26	Men
37	13	Y2-4	(37)	HERRGOTT Jolanda	Heathside Prep Sch. C	HSP3	19.35	* 19.27	19.27	Women

London Schools Ski Race 2015

=== Junior's (Year's 2 - 6) ===

Special Slalom

LSSR - Final Ranking

Rank	Bib.	Cat	Rank	Name	=====	School	Team	Run 1	Run 2	Time	Sex
38	46	Y2-4	(38)	BOOKER- Mimi		Surbiton High Sch. B	SUR2	* 19.45	19.47	19.45	Women
39	3	Y2-4	(39)	WHITMORE-JONES Milly		South Hampstead High A	SHH1	20.19	* 19.54	19.54	Women
40	60	Y2-4	(40)	MORENO-MASSEY Grace		Collis Primary Sch. D	COP4	19.83	* 19.68	19.68	Women
41	33	Y2-4	(41)	MEYER-SWANTEE Tom		Heathside Prep Sch. D	HSP4	* 19.90	19.95	19.90	Men
41	31	Y2-4	(41)	HARANDI Teymour		Wetherby Sch. Pre-Prep B	WPS2	* 19.90	20.57	19.90	Men
43	2	Y2-4	(43)	WILLIAMS Nina		South Hampstead High A	SHH1	25.23	* 19.96	19.96	Women
44	49	Y2-4	(44)	MCLEAN Charlie		Eltham College B	ECC2	37.57	* 19.98	19.98	Men
45	14	Y2-4	(45)	O'KANE Max		Heathside Prep Sch. C	HSP3		* 20.19	20.19	Men
46	30	Y2-4	(46)	BERKALI Adam		Wetherby Sch. Pre-Prep B	WPS2	20.23	* 20.21	20.21	Men
47	40	Y2-4	(47)	ASTE Francesca		Larmenier & SH D	LSH4	20.49	* 20.32	20.32	Women
48	32	Y2-4	(48)	SPEED Luke		Heathside Prep Sch. E	HSP5	23.27	* 20.93	20.93	Men
49	1	Y2-4	(49)	BLOOM Natasha		South Hampstead High A	SHH1	21.50	* 21.43	21.43	Women
50	43	Y2-4	(50)	GARRIDO Olivia		Larmenier & SH D	LSH4	22.19	* 21.67	21.67	Women
51	15	Y2-4	(51)	REMUS ELLIOTT Ariella		Heathside Prep Sch. C	HSP3	* 21.74	22.81	21.74	Women
52	62	Y2-4	(52)	WELLS Lila		Collis Primary Sch. D	COP4	* 22.16	28.29	22.16	Women
53	61	Y2-4	(53)	MORENO-MASSEY Georgia		Collis Primary Sch. D	COP4	* 22.79	23.81	22.79	Women
54	29	Y2-4	(54)	BRETT-EDMUNDS Phineas		Wetherby Sch. Pre-Prep B	WPS2	* 22.83	24.14	22.83	Men
55	53	Y2-4	(55)	DE MONCLIN Galatee		Larmenier & SH E	LSH5	28.44	* 23.70	23.70	Women
56	65	Y2-4	(56)	HAMMOND Finn		Larmenier & SH F	LSH6	* 24.16	24.28	24.16	Men
57	66	Y2-4	(57)	MCPHERSON Gracie		Larmenier & SH F	LSH6	* 24.22	24.36	24.22	Women
58	64	Y2-4	(58)	CLAY Isadora		Larmenier & SH F	LSH6		* 24.75	24.75	Women
59	52	Y2-4	(59)	VENTURINI Lila		Larmenier & SH E	LSH5		* 26.61	26.61	Women

Did Not Start - Run 1 (6)

8	Y2-4	DEXTER Claudia		Collis Primary Sch. C	COP3						Women
51	Y2-4	BRIAN Timothee		Larmenier & SH E	LSH5						Men
55	Y2-4	O'KANE Tia		Heathside Prep Sch. E	HSP5						Women
56	Y2-4	DARWALL Hester Mary		Heathside Prep Sch. E	HSP5						Women
57	Y2-4	SAGAKIAN Ethan		Heathside Prep Sch. D	HSP4						Men
58	Y2-4	MORRISON Hugh		Heathside Prep Sch. E	HSP5						Men

Disqualified - Run 1 (8)

12	Y2-4	KENDALL Noah		Heathside Prep Sch. C	HSP3			* 15.57			Men
14	Y2-4	O'KANE Max		Heathside Prep Sch. C	HSP3			* 20.19			Men
24	Y2-4	BARENBRUG Nico		Merton Court Prep B	MCP2			* 17.45			Men
27	Y2-4	VERNAZZA Luca		Larmenier & SH C	LSH3			* 18.73			Men
38	Y2-4	TOVARLAZA Oliver		Clare House Primary Sch. A	CHP1			* 18.77			Men
52	Y2-4	VENTURINI Lila		Larmenier & SH E	LSH5			* 26.61			Women
63	Y2-4	FAUCHIER Salome		Larmenier & SH F	LSH6						Women
64	Y2-4	CLAY Isadora		Larmenier & SH F	LSH6			* 24.75			Women

Did Not Start - Run 2 (6)

8	Y2-4	DEXTER Claudia		Collis Primary Sch. C	COP3						Women
51	Y2-4	BRIAN Timothee		Larmenier & SH E	LSH5						Men
55	Y2-4	O'KANE Tia		Heathside Prep Sch. E	HSP5						Women
56	Y2-4	DARWALL Hester Mary		Heathside Prep Sch. E	HSP5						Women
57	Y2-4	SAGAKIAN Ethan		Heathside Prep Sch. D	HSP4						Men
58	Y2-4	MORRISON Hugh		Heathside Prep Sch. E	HSP5						Men

Did Not Finish - Run 2 (2)












26	Y2-4	FRADGLEY James		Larmenier & SH C	LSH3			* 19.26			Men
----	------	----------------	--	------------------	------	--	--	---------	--	--	-----

London Schools Ski Race 2015

=== Junior's (Year's 2 - 6) ===

Special Slalom

LSSR - Final Ranking

Rank	Bib.	Cat	Rank	Name	===== School	Team	Run 1	Run 2	Time	Sex
	63	Y2-4		FAUCHIER Salome	 Larmenier & SH F	LSH6				Women
Y5-6										
1	101	Y5-6	(1)	MCGONIGAL Cordelia	 Larmenier & SH A	LSH1	13.09	* 12.81	12.81	Women
2	97	Y5-6	(2)	GRECULA Adam	 Merton Court Prep A	MCP1	* 13.19		13.19	Men
3	92	Y5-6	(3)	HINTON Tilly	 Surbiton High Sch. C	SUR3	* 13.45	13.54	13.45	Women
4	85	Y5-6	(4)	ROBINSON Bertie	 Whitgift Sch.	WHG	* 14.33	15.00	14.33	Men
5	68	Y5-6	(5)	STEVENS Cordelia	 St Christopher's Sch.	SCH	14.76	* 14.53	14.53	Women
6	82	Y5-6	(6)	MCCOOL Luke	 Eltham College C	ECC3		* 14.89	14.89	Men
7	81	Y5-6	(7)	MCMILLAN Ketan	 Eltham College C	ECC3	15.36	* 15.16	15.16	Men
8	91	Y5-6	(8)	LITTLEWOOD Eva	 Heathside Preparatory	HSP1	* 15.18	15.81	15.18	Women
9	93	Y5-6	(9)	HOLT Josephine	 Surbiton High Sch. C	SUR3	* 15.24	15.68	15.24	Women
10	104	Y5-6	(10)	NARNIO Hermine	 Collis Primary Sch.	COP2	* 15.94	16.01	15.94	Women
11	75	Y5-6	(11)	FREUD-KANDEL Livia	 South Hampstead High B	SHH2	16.30	* 16.21	16.21	Women
12	107	Y5-6	(12)	HIGGINS Imogen	 Collis Primary Sch.	COP2	16.62	* 16.23	16.23	Women
13	69	Y5-6	(13)	MORRISON Heather	 St Christopher's Sch.	SCH	16.64	* 16.26	16.26	Women
14	87	Y5-6	(14)	SHAMLIAN Xavier	 Whitgift Sch.	WHG	16.57	* 16.32	16.32	Men
15	76	Y5-6	(15)	ROTHSCHILD Dagmar	 South Hampstead High B	SHH2	17.24	* 16.43	16.43	Women
16	73	Y5-6	(16)	MCDONALD Owen	 Clare House Primary Sch. B	CHP2	* 16.52	16.86	16.52	Men
17	102	Y5-6	(17)	LAMBLIN Marie	 Larmenier & SH A	LSH1	* 16.55	17.14	16.55	Women
18	72	Y5-6	(18)	MCCOY Beth	 Clare House Primary Sch. B	CHP2	16.66	* 16.56	16.56	Women
19	67	Y5-6	(19)	UTERMANN Caroline	 St Christopher's Sch.	SCH	* 16.63	16.86	16.63	Women
20	78	Y5-6	(20)	GWYNNE Toby	 Collis Primary Sch. A	COP1	* 16.65	16.73	16.65	Men
21	89	Y5-6	(21)	BOUVIER Kenan	 Heathside Preparatory	HSP1	16.87	* 16.74	16.74	Men
22	71	Y5-6	(22)	COLLINS Yasmin	 Clare House Primary Sch. B	CHP2	16.99	* 16.86	16.86	Women
23	86	Y5-6	(23)	DECLERCQ Han	 Whitgift Sch.	WHG	17.24	* 17.00	17.00	Men
24	94	Y5-6	(24)	KING Grace	 Surbiton High Sch. C	SUR3	* 17.18	17.36	17.18	Women
25	84	Y5-6	(25)	KINSELLA Alfie	 Eltham College C	ECC3	* 17.52	17.96	17.52	Men
26	88	Y5-6	(26)	REMUS ELLIOTT Tai	 Heathside Preparatory	HSP1	17.91	* 17.54	17.54	Men
27	99	Y5-6	(27)	PASTRON Tim	 Merton Court Prep A	MCP1	17.95	* 17.55	17.55	Men
28	80	Y5-6	(28)	BRIDGE Emma	 Collis Primary Sch. A	COP1	18.18	* 17.86	17.86	Women
29	74	Y5-6	(29)	FOBEL Charlotte	 South Hampstead High B	SHH2	* 18.00	19.61	18.00	Women
30	114	Y5-6	(30)	NAYLOR Elizabeth	 Larmenier & SH B	LSH2	* 18.22	18.29	18.22	Women
31	106	Y5-6	(31)	KING Freddie	 Collis Primary Sch. B	COP2	19.20	* 18.35	18.35	Men
32	96	Y5-6	(32)	BRADY Scarlett	 Merton Court Prep A	MCP1	19.53	* 18.48	18.48	Women
33	105	Y5-6	(33)	NUNN Emma	 Collis Primary Sch. B	COP2	18.74	* 18.64	18.64	Women
34	70	Y5-6	(34)	FAITH Cole	 Clare House Primary Sch. B	CHP2		* 19.17	19.17	Women
35	79	Y5-6	(35)	JONES Louisa	 Collis Primary Sch. A	COP1		* 19.36	19.36	Women
36	103	Y5-6	(36)	PACITTI Sofia	 Larmenier & SH A	LSH1	20.22	* 19.73	19.73	Women
37	113	Y5-6	(37)	MCPHERSON Billy	 Larmenier & SH B	LSH2	24.23	* 20.00	20.00	Men
38	95	Y5-6	(38)	DATTANI Siena	 Surbiton High Sch. C	SUR3	20.11	* 20.05	20.05	Women
38	90	Y5-6	(38)	OZIN Lexi	 Heathside Preparatory	HSP1	* 20.05	20.47	20.05	Women
40	111	Y5-6	(40)	MONJAUZE Max	 Heathside Preparatory	HSP2	* 20.46	20.50	20.46	Men
41	108	Y5-6	(41)	LIM-GELBLUM Neola	 Heathside Preparatory	HSP2	* 20.98		20.98	Women
42	77	Y5-6	(42)	MIDDLETON Kate	 Collis Primary Sch. A	COP1		* 21.30	21.30	Women
43	83	Y5-6	(43)	LANCASTER Alex	 Eltham College C	ECC3		* 22.02	22.02	Men
44	110	Y5-6	(44)	ROBERTS Roman	 Heathside Preparatory	HSP2	* 22.78	23.31	22.78	Men
45	112	Y5-6	(45)	RAGNI Riccardo	 Larmenier & SH B	LSH2		* 24.09	24.09	Men
46	109	Y5-6	(46)	ISAACS Ruby	 Heathside Preparatory	HSP2	26.01	* 24.34	24.34	Women

London Schools Ski Race 2015

=== Junior's (Year's 2 - 6) ===

Special Slalom









LSSR - Final Ranking

Rank	Bib.	Cat	Rank	Name	=====	School	Team	Run 1	Run 2	Time	Sex
47	98	Y5-6	(47)	GODWIN-TURNER Alex		Merton Court Prep A	MCP1		* 28.01	28.01	Men

Did Not Finish - Run 1 (1)

	112	Y5-6		RAGNI Riccardo		Larmenier & SH B	LSH2		* 24.09		Men
--	-----	------	--	-----------------------	---	------------------	------	--	---------	--	-----

Disqualified - Run 1 (8)

	70	Y5-6		FAITH Cole		Clare House Primary Sch. B	CHP2		* 19.17		Women
	77	Y5-6		MIDDLETON Kate		Collis Primary Sch. A	COP1		* 21.30		Women
	79	Y5-6		JONES Louisa		Collis Primary Sch. A	COP1		* 19.36		Women
	82	Y5-6		MCCOOL Luke		Eltham College C	ECC3		* 14.89		Men
	83	Y5-6		LANCASTER Alex		Eltham College C	ECC3		* 22.02		Men
	98	Y5-6		GODWIN-TURNER Alex		Merton Court Prep A	MCP1		* 28.01		Men
	100	Y5-6		FAUCHIER Basile		Larmenier & SH A	LSH1				Men
	115	Y5-6		FRADGLEY Bill		Larmenier & SH B	LSH2				Men

Did Not Finish - Run 2 (2)

	97	Y5-6		GRECULA Adam		Merton Court Prep A	MCP1	* 13.19			Men
	100	Y5-6		FAUCHIER Basile		Larmenier & SH A	LSH1				Men

Disqualified - Run 2 (2)

	108	Y5-6		LIM-GELBLUM Neola		Heathside Prep Sch. B	HSP2	* 20.98			Women
	115	Y5-6		FRADGLEY Bill		Larmenier & SH B	LSH2				Men



London Schools Ski Race 2015

=== Senior's ===

Special Slalom

LSSR - Final Ranking

Rank	Bib.	Cat	Rank	Name	School	Team	Run 1	Run 2	Time	Sex
=== Years 7/9 (Girls) ===										
1	50	Y7-9	(1)	HAWKINS Danielle	Gillotts Sch.	GIL	* 11.64	* 11.42	23.06	Women
2	12	Y7-9	(2)	WARMINGTON Harriet	St Albans HS for Girls A	SHS1	* 11.61	* 11.68	23.29	Women
3	49	Y7-9	(3)	HAWKINS Zara	Gillotts Sch.	GIL	* 11.75	* 11.55	23.30	Women
4	16	Y7-9	(4)	VERNON Rebecca	Surbiton High Sch. A	SUR1	* 11.97	* 11.74	23.71	Women
5	32	Y7-9	(5)	BREEN Kate	Surbiton High Sch. B	SUR2	* 12.20	* 11.70	23.90	Women
6	47	Y7-9	(6)	TRUST Emma	Gillotts Sch.	GIL	* 11.94	* 12.07	24.01	Women
7	19	Y7-9	(7)	HINTON Georgina	Surbiton High Sch. A	SUR1	* 12.61	* 12.14	24.75	Women
8	18	Y7-9	(8)	FROST Eleanor	Surbiton High Sch. A	SUR1	* 13.28	* 13.53	26.81	Women
9	15	Y7-9	(9)	MAWSON Carys	St Albans HS for Girls A	SHS1	* 14.12	* 14.15	28.27	Women
10	13	Y7-9	(10)	CAMPBELL Ellen	St Albans HS for Girls A	SHS1	* 14.40	* 13.98	28.38	Women
11	51	Y7-9	(11)	CLARKE Lexi	Surbiton High Sch. C	SUR3	* 14.94	* 14.07	29.01	Women
12	42	Y7-9	(12)	WILLIS Annie	St Albans HS for Girls B	SHS2	* 15.35	* 14.56	29.91	Women
13	14	Y7-9	(13)	FROST Katie	St Albans HS for Girls A	SHS1	* 15.57	* 14.69	30.26	Women
14	33	Y7-9	(14)	RICH-JONES Charlotte	Surbiton High Sch. B	SUR2	* 15.22	* 15.12	30.34	Women
15	66	Y7-9	(15)	GAREWAL Millie	Surbiton High Sch. D	SUR4	* 16.03	* 15.53	31.56	Women
16	34	Y7-9	(16)	KING Mia	Surbiton High Sch. B	SUR2	* 16.20	* 15.45	31.65	Women
17	53	Y7-9	(17)	SANDERSEN Lizzie	Surbiton High Sch. C	SUR3	* 17.05	* 15.78	32.83	Women
18	22	Y7-9	(18)	PILOT Amelia	Latymer Upper Sch. B	LUS2	* 16.43	* 17.10	33.53	Women
19	69	Y7-9	(19)	BREEN Ellen	Surbiton High Sch. D	SUR4	* 17.17	* 16.53	33.70	Women
20	23	Y7-9	(20)	MAGNE Raphaelle	Latymer Upper Sch. B	LUS2	* 17.33	* 16.52	33.85	Women
21	52	Y7-9	(21)	HUGHES Alex	Surbiton High Sch. C	SUR3	* 17.30	* 16.70	34.00	Women
22	54	Y7-9	(22)	ADAM Sophie	Surbiton High Sch. C	SUR3	* 17.77	* 17.23	35.00	Women
23	68	Y7-9	(23)	WARD Florrie	Surbiton High Sch. D	SUR4	* 17.82	* 17.66	35.48	Women
24	67	Y7-9	(24)	BUTCHER Eve	Surbiton High Sch. D	SUR4	* 18.87	* 18.04	36.91	Women
25	20	Y7-9	(25)	BRAY Bella	Latymer Upper Sch. B	LUS2	* 20.07	* 19.24	39.31	Women
26	40	Y7-9	(26)	GODLEY Juliet	St Albans HS for Girls B	SHS2	* 20.91	* 20.21	41.12	Women
27	41	Y7-9	(27)	KAUL Tara	St Albans HS for Girls B	SHS2	* 22.25	* 22.23	44.48	Women

Disqualified - Run 1 (2)

17	Y7-9	WATKINS Katya	Surbiton High Sch. A	SUR1	* 12.09	Women
48	Y7-9	HAWKINS Lily	Gillotts Sch.	GIL	* 12.24	Women

Disqualified - Run 2 (2)

21	Y7-9	HALLIWELL Constance	Latymer Upper Sch. B	LUS2	* 14.77	Women
35	Y7-9	ZACHARIA Elizabeth	Surbiton High Sch. B	SUR2	* 19.91	Women

London Schools Ski Race 2015

=== Senior's ===

Special Slalom

LSSR - Final Ranking

Rank	Bib.	Cat	Rank	Name	School	Team	Run 1	Run 2	Time	Sex
=== Years 7/9 Boys ===										
1	1	Y7-9	(1)	ABRISHAMI Diaco	 Eltham College A	ECC1	* 11.00	* 10.48	21.48	Men
2	62	Y7-9	(2)	LUTTERLOCH Ed	 Salesian College	SAC	* 11.08	* 10.96	22.04	Men
3	55	Y7-9	(3)	FROST Sam	 St Albans Sch.	SAS	* 11.89	* 11.20	23.09	Men
4	65	Y7-9	(4)	TURNER Oliver (1)	 Salesian College	SAC	* 11.94	* 11.72	23.66	Men
5	56	Y7-9	(5)	LOUCAIDES Ed	 St Albans Sch.	SAS	* 11.99	* 11.90	23.89	Men
6	2	Y7-9	(6)	SULEYMAN Ata	 Eltham College A	ECC1	* 12.19	* 11.85	24.04	Men
7	11	Y7-9	(7)	FAIRFULL Max	 The Hall	THS	* 13.32	* 12.87	26.19	Men
8	5	Y7-9	(8)	BELLMAN Kit	 Whitgift Sch. A	WHG1	* 13.45	* 13.10	26.55	Men
9	24	Y7-9	(9)	HUMMEL Ben	 Eltham College B	ECC2	* 13.93	* 12.89	26.82	Men
10	26	Y7-9	(10)	VASCOTTO VIDAL Pietro	 Eltham College B	ECC2	* 13.53	* 13.41	26.94	Men
11	57	Y7-9	(11)	MCCABE Conor	 St Albans Sch.	SAS	* 13.47	* 13.80	27.27	Men
12	3	Y7-9	(12)	PILCHER Lucas	 Eltham College A	ECC1	* 14.03	* 13.96	27.99	Men
13	25	Y7-9	(13)	MCCOOL Matthew	 Eltham College B	ECC2	* 14.73	* 14.28	29.01	Men
14	27	Y7-9	(14)	MCMILLAN Kyle	 Eltham College B	ECC2	* 15.05	* 14.74	29.79	Men
15	36	Y7-9	(15)	GRIFFITH Ciaran	 Halliford Sch.	HAL	* 15.75	* 15.12	30.87	Men
16	58	Y7-9	(16)	RHYDDERCH Louis	 St Albans Sch.	SAS	* 11.75	* 19.42	31.17	Men
17	64	Y7-9	(17)	TURNER Oliver (2)	 Salesian College	SAC	* 15.97	* 16.29	32.26	Men
18	44	Y7-9	(18)	DONNELLY Liam	 Eltham College C	ECC3	* 16.24	* 16.50	32.74	Men
19	6	Y7-9	(19)	DAWS Josh	 Whitgift Sch. A	WHG1	* 17.01	* 15.93	32.94	Men
20	46	Y7-9	(20)	HALL James	 Eltham College C	ECC3	* 17.64	* 16.42	34.06	Men
21	45	Y7-9	(21)	FOUND Matthew	 Eltham College C	ECC3	* 17.28	* 16.95	34.23	Men
22	59	Y7-9	(22)	GAJDAMOWICZ Arrien	 Eltham College D	ECC4	* 17.59	* 16.92	34.51	Men
23	63	Y7-9	(23)	HATCHET Kieran	 Salesian College	SAC	* 17.70	* 17.21	34.91	Men
24	61	Y7-9	(24)	GILBY Joe	 Eltham College D	ECC4	* 18.85	* 18.29	37.14	Men
25	60	Y7-9	(25)	JONES Sam	 Eltham College D	ECC4	* 18.90	* 18.47	37.37	Men

Did Not Start - Run 1 (7)

28	Y7-9	MACK Seth	 Whitgift Sch. B	WHG2	Men
29	Y7-9	GREFFIER Leo	 Whitgift Sch. B	WHG2	Men
30	Y7-9	LEE Alfie	 Whitgift Sch. B	WHG2	Men
31	Y7-9	ROUX Luc	 Whitgift Sch. B	WHG2	Men
37	Y7-9	D'AZZO Ben	 Halliford Sch.	HAL	Men
38	Y7-9	KATESMARK Matthew	 Halliford Sch.	HAL	Men
39	Y7-9	WOODMAN Matthew	 Halliford Sch.	HAL	Men

Did Not Finish - Run 1 (1)

83	Y7-9	HOYLE-DODDS Christo	 Whitgift Sch. C	WHG3	Men
----	------	---------------------	---	------	-----

Disqualified - Run 1 (4)

4	Y7-9	SEWELL Ashely	 Eltham College A	ECC1	* 12.79	Men
8	Y7-9	EGERTON Luke	 The Hall	THS	* 20.07	Men
10	Y7-9	SMITH Andrew	 The Hall	THS		Men
43	Y7-9	FORMICA Finn	 Eltham College C	ECC3	* 14.10	Men

Did Not Start - Run 2 (7)





28	Y7-9	MACK Seth	 Whitgift Sch. B	WHG2	Men
29	Y7-9	GREFFIER Leo	 Whitgift Sch. B	WHG2	Men
30	Y7-9	LEE Alfie	 Whitgift Sch. B	WHG2	Men

London Schools Ski Race 2015

=== Senior's ===

Special Slalom






LSSR - Final Ranking

Rank	Bib.	Cat	Rank	Name	School	Team	Run 1	Run 2	Time	Sex
	31	Y7-9		ROUX Luc	 Whitgift Sch. B	WHG2				Men
	37	Y7-9		D'AZZO Ben	 Halliford Sch.	HAL				Men
	38	Y7-9		KATESMARK Matthew	 Halliford Sch.	HAL				Men
	39	Y7-9		WOODMAN Matthew	 Halliford Sch.	HAL				Men

Disqualified - Run 2 (4)

	7	Y7-9		GROVE Matty	 Whitgift Sch. A	WHG1	* 16.06			Men
	9	Y7-9		SMITH Michael	 The Hall	THS	* 17.99			Men
	10	Y7-9		SMITH Andrew	 The Hall	THS				Men
	83	Y7-9		HOYLE-DODDS Christo	 Whitgift Sch. C	WHG3				Men

=== Years 10/13 Girls ===

1	77	Y10-13	(1)	SCRANGE-HARRISON Eleanor	 Berkhamsted Sch.	BHS	* 10.61	* 10.69	21.30	Women
2	79	Y10-13	(2)	ATKINSON Molly	 Hayes Sch.	HSC	* 11.80	* 11.61	23.41	Women
3	73	Y10-13	(3)	MCLEISH Alice	 New Hall Sch. A	NHS1	* 12.00	* 12.57	24.57	Women
4	70	Y10-13	(4)	MCLEISH Emily	 New Hall Sch. A	NHS1	* 12.96	* 12.56	25.52	Women
5	71	Y10-13	(5)	HARDING Bryony	 New Hall Sch. A	NHS1	* 12.79	* 13.04	25.83	Women

Did Not Start - Run 1 (1)

	88	Y10-13		FAURE BEAULIEU Zoe	 Latymer Upper Sch. A	LUS1				Women
--	----	--------	--	---------------------------	--	------	--	--	--	-------










Did Not Start - Run 2 (1)

	88	Y10-13		FAURE BEAULIEU Zoe	 Latymer Upper Sch. A	LUS1				Women
--	----	--------	--	---------------------------	--	------	--	--	--	-------

Disqualified - Run 2 (1)

	72	Y10-13		TINSON Georgia	 New Hall Sch. A	NHS1	* 13.82			Women
--	----	--------	--	-----------------------	---	------	---------	--	--	-------

=== Years 10/13 Boys ===

1	82	Y10-13	(1)	BELLMAN Piers	 Whitgift Sch. C	WHG3	* 10.53	* 10.49	21.02	Men
2	76	Y10-13	(2)	NEWTON Will	 Berkhamsted Sch.	BHS	* 10.87	* 10.46	21.33	Men
3	74	Y10-13	(3)	NEWTON Charlie	 Berkhamsted Sch.	BHS	* 12.25	* 11.65	23.90	Men
4	85	Y10-13	(4)	HUGHES Tom	 New Hall Sch. B	NHS2	* 11.83	* 12.26	24.09	Men
5	80	Y10-13	(5)	LEWIS Sonny	 Hayes Sch.	HSC	* 12.54	* 12.05	24.59	Men
6	84	Y10-13	(6)	HARDING Luke	 New Hall Sch. B	NHS2	* 12.99	* 12.60	25.59	Men
7	81	Y10-13	(7)	MADSEN Jacob	 Whitgift Sch. C	WHG3	* 15.62	* 15.14	30.76	Men
8	75	Y10-13	(8)	HADDEN Jack	 Berkhamsted Sch.	BHS	* 15.92	* 15.28	31.20	Men
9	87	Y10-13	(9)	BRAND Ethan	 New Hall Sch. B	NHS2	* 17.21	* 14.15	31.36	Men

Did Not Start - Run 1 (3)

	78	Y10-13		OWENS Chris	 Hayes Sch.	HSC				Men
	89	Y10-13		PILOT Aidan	 Latymer Upper Sch. A	LUS1				Men
	90	Y10-13		LISTER Hamish	 Latymer Upper Sch. A	LUS1				Men

Did Not Finish - Run 1 (1)

	86	Y10-13		MCLEISH James	 New Hall Sch. B	NHS2		* 12.78		Men
--	----	--------	--	----------------------	---	------	--	---------	--	-----

London Schools Ski Race 2015

=== Senior's ===

Special Slalom

LSSR - Final Ranking

Rank	Bib.	Cat	Rank	Name	=====	School	Team	Run 1	Run 2	Time	Sex
------	------	-----	------	------	-------	--------	------	-------	-------	------	-----

Did Not Start - Run 2 (3)

78	Y10-13	OWENS Chris		Hayes Sch.	HSC						Men
89	Y10-13	PILOT Aidan		Latymer Upper Sch. A	LUS1						Men
90	Y10-13	LISTER Hamish		Latymer Upper Sch. A	LUS1						Men