



London Schools Ski Race 2016

=== Junior's (Year's 2 - 6) ===

Special Slalom

Final Results - Age















Bib.	Rank	Cat	Name	=====	School	Run 1	Run 2	Time	Gap	Sex
17	1	Y5-6	ATKINSON Liam		Clare House Primary Sch.	11.67	11.83	11.67		Men
13	2	Y5-6	MCCOOL Luke		Eltham College	13.71	12.80	12.80	1.13	Men
12	3	Y5-6	AUSTIN Theo		Eltham College	17.94	12.87	12.87	1.20	Men
2	4	Y5-6	GRECULA Adam		Merton Court Prep		13.07	13.07	1.40	Men
20	5	Y2-4	CORNICK Adam		Eltham College	14.22	13.45	13.45	1.78	Men
15	6	Y5-6	MCDONALD Owen		Clare House Primary Sch.	13.52	13.81	13.52	1.85	Men
3	7	Y5-6	COOK Joshua		Merton Court Prep	13.64	13.86	13.64	1.97	Men
14	8	Y5-6	MCMILLAN Ketan		Eltham College	13.75	14.02	13.75	2.08	Men
82	9	Y5-6	KADRKA Tobias		Surbiton High School Jr	17.44	13.86	13.86	2.19	Men
86	10	Y2-4	GRACE Henry		Collis Primary School	19.82	13.87	13.87	2.20	Men
28	11	Y5-6	KINSELLA Alfie		Eltham College	15.12	13.94	13.94	2.27	Men
56	12	Y2-4	VERGANI Alberto		Larmerier & SH	14.02	13.97	13.97	2.30	Men
93	13	Y5-6	DISNEY Evie		Surbiton High School Jr	14.17	14.06	14.06	2.39	Women
83	14	Y5-6	MCDONALD Cameron		Surbiton High School Jr	14.92	14.12	14.12	2.45	Men
42	15	Y5-6	WARNE Ben		Berkhamsted	21.16	14.14	14.14	2.47	Men
30	16	Y5-6	STEVENS Cordelia		St Christopher's School	15.46	14.39	14.39	2.72	Women
45	17	Y5-6	VENTURINI Lila		Larmerier & SH	15.33	14.48	14.48	2.81	Women
29	18	Y5-6	CHABAN Oles		Eltham College	15.35	14.61	14.61	2.94	Men
5	19	Y2-4	FOLEY Liam		Brooklands Primary School	18.55	14.74	14.74	3.07	Men
85	20	Y5-6	JESSE Kaylis		Surbiton High School Jr	14.78	27.27	14.78	3.11	Women
65	21	Y5-6	HANFORD Thomas		Ecole de Battersea	15.12	14.90	14.90	3.23	Men
92	22	Y5-6	SIBER Maya		Surbiton High School Jr	15.06	15.20	15.06	3.39	Women
121	23	Y2-4	FAIRFULL Maddy		South Hampstead HS Junior	15.35	15.49	15.35	3.68	Women
7	24	Y2-4	MCDONALD Will		Clare House Primary Sch.	15.95	15.37	15.37	3.70	Men
31	25	Y2-4	SUMMERS Emily		Hextable Primary School	22.45	15.42	15.42	3.75	Women
18	26	Y5-6	TOVARLAZA Oliver		Clare House Primary Sch.	15.46	15.49	15.46	3.79	Men
32	27	Y5-6	MACKLEY Charlotte		St Cedd's School	15.48	15.77	15.48	3.81	Women
84	28	Y5-6	KING Grace		Surbiton High School Jr	16.31	15.65	15.65	3.98	Women
38	28	Y2-4	DAUDY Theodore		Wetherby School	49.80	15.65	15.65	3.98	Men
118	30	Y2-4	DANIEL Momo		South Hampstead HS Junior	15.67	15.92	15.67	4.00	Women
48	31	Y5-6	LAMBLIN Camille		Larmerier & SH	15.74	15.74	15.74	4.07	Women
35	32	Y2-4	MOORE Cole		Berkhamsted	16.06	15.77	15.77	4.10	Men
95	33	Y5-6	HIGGINS Imogen		Collis Primary School	15.89	16.05	15.89	4.22	Women
49	34	Y5-6	PERCIVAL Thomas		Berkhamsted	17.05	16.00	16.00	4.33	Men
66	35	Y5-6	COUTANT Angele		Ecole de Battersea	16.06	29.09	16.06	4.39	Women
41	36	Y5-6	SHARMAN Hugo		Berkhamsted	16.54	16.07	16.07	4.40	Men
33	37	Y2-4	GRAY George		Berkhamsted	16.09	16.55	16.09	4.42	Men
50	38	Y5-6	SPIERS Noah		Berkhamsted	16.10		16.10	4.43	Men
26	39	Y5-6	JONES Harry		Eltham College	16.17	16.63	16.17	4.50	Men
97	40	Y5-6	GWYNNE Toby		Collis Primary School	17.23	16.32	16.32	4.65	Men
91	41	Y5-6	DATTANI Siena		Surbiton High School Jr	16.63	16.33	16.33	4.66	Women
34	41	Y2-4	GRAY Lawson		Berkhamsted	16.33		16.33	4.66	Men
79	43	Y2-4	COMBE Adam		Collis Primary School	16.37	16.65	16.37	4.70	Men
119	44	Y2-4	GORDON Freya		South Hampstead HS Junior	16.39	16.88	16.39	4.72	Women

London Schools Ski Race 2016

=== Junior's (Year's 2 - 6) ===

Special Slalom

Final Results - Age






Bib.	Rank	Cat	Name	====	School	Run 1	Run 2	Time	Gap	Sex
37	44	Y2-4	STEVENS Brooks		Wetherby School	16.78	16.39	16.39	4.72	Men
4	46	Y5-6	BARENBRUG Toby		Merton Court Prep	17.05	16.56	16.56	4.89	Men
64	47	Y5-6	VERNAZZA Luca		Larmenier & SH	16.80	16.60	16.60	4.93	Men
107	48	Y5-6	PERRY rosie		South Hampstead HS Junior	18.13	16.63	16.63	4.96	Women
1	49	Y5-6	BARENBRUG Nico		Merton Court Prep	16.83	16.66	16.66	4.99	Men
88	50	Y2-4	GREENSTREET Tom		Collis Primary School	16.68		16.68	5.01	Men
112	51	Y5-6	SALMON Cesar		Larmenier & SH	16.78	16.74	16.74	5.07	Men
120	52	Y2-4	WHITMORE Milly		South Hampstead HS Junior	18.52	16.76	16.76	5.09	Women
43	53	Y5-6	GORTON Tom		Berkhamsted		16.85	16.85	5.18	Men
58	54	Y2-4	WEBSTER Charlotte		Stormont School	17.43	16.92	16.92	5.25	Women
78	55	Y2-4	GAUGHAN Joshua		Collis Primary School	16.98	17.42	16.98	5.31	Men
67	56	Y5-6	BEAUVILAIN Henri		Ecole de Battersea	17.27	17.01	17.01	5.34	Men
52	57	Y5-6	BEVIS Charlie		Berkhamsted	17.47	17.05	17.05	5.38	Men
73	58	Y5-6	KNOWLES Evie		Collis Primary School	18.12	17.06	17.06	5.39	Men
80	59	Y2-4	GREENSTREET Freddie		Collis Primary School	17.44	17.08	17.08	5.41	Men
87	60	Y2-4	WELLS Lila		Collis Primary School	17.11	17.25	17.11	5.44	Women
90	61	Y5-6	DAVIES Roxy		Surbiton High School Jr	17.98	17.12	17.12	5.45	Women
47	62	Y5-6	BOURDIGNAN Isabelle		Larmenier & SH	17.24	17.44	17.24	5.57	Women
81	63	Y2-4	DUNBAVIN Lily		Collis Primary School	17.33	17.86	17.33	5.66	Women
11	64	Y5-6	LANCASTER Alex		Eltham College	30.62	17.39	17.39	5.72	Men
9	64	Y2-4	TOOKEY Cillian		Clare House Primary Sch.	18.06	17.39	17.39	5.72	Men
57	66	Y2-4	SCOTT Megan		Stormont School	18.05	17.50	17.50	5.83	Women
109	67	Y5-6	LITTLE sophie		South Hampstead HS Junior	18.04	17.54	17.54	5.87	Women
105	68	Y5-6	HARROWELL Mac		Collis Primary School	19.13	17.56	17.56	5.89	Men
24	69	Y5-6	CHEA Jake		Merton Court Prep	18.83	17.66	17.66	5.99	Men
96	70	Y5-6	WELLS Imogen		Collis Primary School	20.73	17.68	17.68	6.01	Women
55	71	Y2-4	STEWART Toby		Larmenier & SH	17.74	17.83	17.74	6.07	Men
54	72	Y2-4	WHEATON Kyle		Larmenier & SH		17.80	17.80	6.13	Men
74	73	Y5-6	KINDNESS Max		Collis Primary School	18.45	17.85	17.85	6.18	Men
59	74	Y2-4	WEBSTER Hannah		Stormont School	18.06	17.88	17.88	6.21	Women
113	75	Y5-6	BOGLIONE Chiara		Larmenier & SH	19.10	17.89	17.89	6.22	Women
60	76	Y2-4	ALEXANDER Ruby		Stormont School	18.77	17.96	17.96	6.29	Women
51	77	Y5-6	LAWMAN Tascha		Berkhamsted	17.97	18.00	17.97	6.30	Women
101	78	Y2-4	CULLINANE Arthur		The Hall	19.55	18.07	18.07	6.40	Men
98	79	Y2-4	BLOOM Natasha		South Hampstead HS Junior	18.75	18.13	18.13	6.46	Women
46	80	Y5-6	ASTE Francesca		Larmenier & SH	18.49	18.41	18.41	6.74	Women
72	81	Y5-6	MORENO-MASSEY Grace		Collis Primary School	18.42	18.65	18.42	6.75	Women
6	82	Y2-4	FOLEY Seb		Brooklands Primary School	21.06	18.62	18.62	6.95	Men
116	83	Y5-6	PATEL Kushal		The Hall	19.57	18.65	18.65	6.98	Men
10	84	Y2-4	CRAWFORD Sophia		Clare House Primary Sch.	19.44	18.71	18.71	7.04	Women
108	85	Y5-6	LEVIN Noa		South Hampstead HS Junior	19.83	18.74	18.74	7.07	Women
19	86	Y2-4	KAY Thomas		Eltham College	18.93	18.83	18.83	7.16	Men
71	87	Y5-6	BROWNING Leo		Collis Primary School		19.14	19.14	7.47	Men
99	88	Y2-4	SIGALAS Chloe		South Hampstead HS Junior	19.17	26.00	19.17	7.50	Women
103	89	Y5-6	BUCZYNSKY Elsa		Collis Primary School	19.21	19.82	19.21	7.54	Women
117	90	Y2-4	BITRAN Joshua		The Hall	20.28	19.24	19.24	7.57	Men
8	91	Y2-4	WALL Tilly		Clare House Primary Sch.	21.75	19.42	19.42	7.75	Women
77	92	Y2-4	CLERICI Pietro		Larmenier & SH	19.52	19.68	19.52	7.85	Men
104	93	Y5-6	DOWNEY Saffron		Collis Primary School	19.94	19.63	19.63	7.96	Women
76	94	Y2-4	GARRIDO Marina		Larmenier & SH	20.50	19.73	19.73	8.06	Women
75	95	Y2-4	VALENTE Sara		Larmenier & SH	20.78	19.75	19.75	8.08	Women
110	96	Y5-6	GARRIDO Olivia		Larmenier & SH	19.91	19.78	19.78	8.11	Women
21	97	Y2-4	MCLEAN Charlie		Eltham College	21.37	19.80	19.80	8.13	Men
63	98	Y5-6	HAMMOND Finn		Larmenier & SH	37.16	20.11	20.11	8.44	Men
53	99	Y2-4	DOHERTY Lizzy		Larmenier & SH	56.23	20.14	20.14	8.47	Women
36	100	Y2-4	MOORE John		Berkhamsted	21.57	20.73	20.73	9.06	Men
102	101	Y2-4	PATEL Aadi		The Hall	23.70	21.47	21.47	9.80	Men

London Schools Ski Race 2016














=== Junior's (Year's 2 - 6) ===

Special Slalom

Final Results - Age

Bib.	Rank	Cat	Name	=====	School	Run 1	Run 2	Time	Gap	Sex
62	102	Y5-6	PARLADE Matilda		Larmenier & SH		21.85	21.85	10.18	Women
70	103	Y2-4	VIVARELLI Cecilia		Larmenier & SH	23.43		23.43	11.76	Women
22	104	Y5-6	BRADY Scarlett		Merton Court Prep	46.19	23.53	23.53	11.86	Women
106	105	Y5-6	AARONS Emilie		South Hampstead HS Junior	23.65		23.65	11.98	Women
94	106	Y5-6	MILLINGTON-JONES Ben		Collis Primary School	25.33		25.33	13.66	Men






Did Not Start - Run 1 (13)

16	Y5-6	COLE Faith		Clare House Primary Sch.						Women
23	Y5-6	GODWIN-TURNER Alex		Merton Court Prep						Men
25	Y5-6	LEATHER Isabelle		Merton Court Prep						Women
39	Y2-4	WISDEN Marcus		Wetherby School						Men
40	Y2-4	STRACHAN Duncan		Wetherby School						Men
44	Y5-6	ROADNIGHT Bertie		Berkhamsted						Men
61	Y5-6	DE MONCLIN Galatee		Larmenier & SH						Women
68	Y2-4	GLEASON Farrah		Larmenier & SH						Women
69	Y2-4	WORLEY Oliver		Larmenier & SH						Men
100	Y2-4	BOLLAND Rosie		South Hampstead HS Junior						Women
111	Y5-6	WORLEY Alexandra		Larmenier & SH						Women
114	Y5-6	LOMBARDO Tommaso		The Hall						Men
115	Y5-6	POTTER William		The Hall						Men














Did Not Finish - Run 1 (2)

2	Y5-6	GRECULA Adam		Merton Court Prep						Men
27	Y5-6	KAY Jonathan		Eltham College						Men








Disqualified - Run 1 (5)

43	Y5-6	GORTON Tom		Berkhamsted						Men
54	Y2-4	WHEATON Kyle		Larmenier & SH						Men
62	Y5-6	PARLADE Matilda		Larmenier & SH						Women
71	Y5-6	BROWNING Leo		Collis Primary School						Men
89	Y2-4	KEMP Oliver		Collis Primary School						Men

Did Not Start - Run 2 (13)

16	Y5-6	COLE Faith		Clare House Primary Sch.						Women
23	Y5-6	GODWIN-TURNER Alex		Merton Court Prep						Men
25	Y5-6	LEATHER Isabelle		Merton Court Prep						Women
39	Y2-4	WISDEN Marcus		Wetherby School						Men
40	Y2-4	STRACHAN Duncan		Wetherby School						Men
44	Y5-6	ROADNIGHT Bertie		Berkhamsted						Men
61	Y5-6	DE MONCLIN Galatee		Larmenier & SH						Women
68	Y2-4	GLEASON Farrah		Larmenier & SH						Women
69	Y2-4	WORLEY Oliver		Larmenier & SH						Men
100	Y2-4	BOLLAND Rosie		South Hampstead HS Junior						Women
111	Y5-6	WORLEY Alexandra		Larmenier & SH						Women
114	Y5-6	LOMBARDO Tommaso		The Hall						Men
115	Y5-6	POTTER William		The Hall						Men

Disqualified - Run 2 (8)


27	Y5-6	KAY Jonathan		Eltham College						Men
34	Y2-4	GRAY Lawson		Berkhamsted						Men
50	Y5-6	SPIERS Noah		Berkhamsted						Men
70	Y2-4	VIVARELLI Cecilia		Larmenier & SH						Women
88	Y2-4	GREENSTREET Tom		Collis Primary School						Men
89	Y2-4	KEMP Oliver		Collis Primary School						Men
94	Y5-6	MILLINGTON-JONES Ben		Collis Primary School						Men

London Schools Ski Race 2016

=== Junior's (Year's 2 - 6) ===

Special Slalom

Final Results - Age

Bib.	Rank	Cat	Name	=====	School	Run 1	Run 2	Time	Gap	Sex
106		Y5-6	AARONS Emilie		South Hampstead HS Junior					Women

RECAP	1st RUN	2nd RUN	
Records :			121
Did Not Start :	13	13	26
Did Not Finish :	2	0	2
Disqualified :	5	8	13
Did Not Qualify for 2nd RUN :		0	0
At Finish :			106



London Schools Ski Race 2016

=== Senior's ===

Special Slalom

LSSR Official Results








































Rank	Bib.	Cat	Name	=====	School	Run 1	Run 2	Time	Gap	Sex
1	70	Y7-9	ABRISHAMI Diaco		Eltham College	11.49	11.76	11.49		Men
2	3	Y7-9	SCRANAGE-HARRISON Eleanor		Berkhamsted	11.65	11.55	11.55	0.06	Women
3	42	Y7-9	VERNON Rebecca		Surbiton High School	11.69	11.61	11.61	0.12	Women
4	5	Y10-13	BOTY Carys		St Albans Girls School	24.03	11.95	11.95	0.46	Women
5	38	Y10-13	HAWKINS Zara		Gillotts	12.40	12.41	12.40	0.91	Women
5	6	Y10-13	BLYTH Charlotte		St Albans Girls School	12.40		12.40	0.91	Women
7	88	Y10-13	MILLER Madoc		St Albans School	12.74	12.41	12.41	0.92	Men
8	34	Y10-13	CHRISTOPHER Rebecca		Surbiton High School	12.60	12.44	12.44	0.95	Women
9	40	Y10-13	HAWKINS Danielle		Gillotts	12.48	12.51	12.48	0.99	Women
10	74	Y7-9	MARTIN Joe		New Hall School	12.66	12.54	12.54	1.05	Men
11	61	Y10-13	HUGHES Thomas		New Hall School	12.57	12.77	12.57	1.08	Men
12	13	Y7-9	BOTY Nia		St Albans Girls School	12.80	12.69	12.69	1.20	Women
13	39	Y10-13	HAWKINS Lily		Gillotts	12.72	13.24	12.72	1.23	Women
14	24	Y7-9	LANDER Isabelle		New Hall School	15.37	12.80	12.80	1.31	Women
15	69	Y7-9	HEYMOZ Daniel		Dame Alice Owen's School	12.84	13.23	12.84	1.35	Men
16	72	Y7-9	HUMMEL Ben		Eltham College	13.08	12.87	12.87	1.38	Men
17	71	Y7-9	SULEYMAN Ata		Eltham College	13.36	13.04	13.04	1.55	Men
18	75	Y7-9	MARTIN Alex		New Hall School		13.08	13.08	1.59	Men
19	83	Y7-9	REIDY Thomas		Finchley Catholic High Sch	13.26	13.09	13.09	1.60	Men
20	59	Y10-13	COWEN Nick		New Hall School	13.21	13.15	13.15	1.66	Men
21	90	Y10-13	RYAN Stratford		St Albans School	13.31		13.31	1.82	Men
22	79	Y7-9	VASCOTTO VIDAL Pietro		Eltham College	13.36	14.01	13.36	1.87	Men
23	7	Y10-13	BARDER Bea		St Albans Girls School	13.88	13.53	13.53	2.04	Women
24	89	Y10-13	RHYDDERCH Louis		St Albans School	22.94	13.55	13.55	2.06	Men
25	14	Y7-9	BARDER Katie		St Albans Girls School	13.89	13.58	13.58	2.09	Women
26	57	Y10-13	WARMINGTON Harriet		St Albans High School for Girl	13.64	14.23	13.64	2.15	Women
27	26	Y7-9	MCLEISH Emily		New Hall School	13.65	13.95	13.65	2.16	Women
28	35	Y10-13	HINTON Georgina		Surbiton High School	13.96	13.66	13.66	2.17	Women
29	36	Y10-13	BREEN Ellen		Surbiton High School	14.05	13.67	13.67	2.18	Women
30	73	Y7-9	MCCOOL Matthew		Eltham College	13.77		13.77	2.28	Men
31	25	Y7-9	MARTIN Allegra		New Hall School	14.19	13.79	13.79	2.30	Women
32	45	Y7-9	CONVEY Rosie		Surbiton High School	14.37	13.83	13.83	2.34	Women
33	37	Y10-13	RENDELL Callie		Surbiton High School	14.06		14.06	2.57	Women
34	22	Y7-9	HUGHES Sophie		New Hall School	14.23	14.64	14.23	2.74	Women
34	2	Y7-9	WARNE Charlotte		Berkhamsted	14.23	14.29	14.23	2.74	Women
36	21	Y7-9	MACKLEY Alexia		New Hall School	14.86	14.51	14.51	3.02	Women
37	81	Y7-9	MCMILLAN Kyle		Eltham College	14.79	14.58	14.58	3.09	Men
38	27	Y7-9	HINTON Tilly		Surbiton High School	14.83	14.77	14.77	3.28	Women
39	28	Y7-9	KING Mia		Surbiton High School	14.88	15.22	14.88	3.39	Women
40	23	Y7-9	GOULD Lauren		New Hall School	15.01	14.94	14.94	3.45	Women
41	47	Y7-9	FROST Katie		St Albans High School for Girl	15.29	15.00	15.00	3.51	Women
42	44	Y7-9	RICH JONES Charlotte		Surbiton High School	15.50	15.03	15.03	3.54	Women
43	19	Y7-9	HEYMOZ Louise		Dame Alice Owen's School	15.06	15.57	15.06	3.57	Women
44	46	Y7-9	MAWSON Carys		St Albans High School for Girl	15.54	15.11	15.11	3.62	Women

London Schools Ski Race 2016

=== Senior's ===

Special Slalom

LSSR Official Results

Rank	Bib.	Cat	Name	=====	School	Run 1	Run 2	Time	Gap	Sex
44	29	Y7-9	HUGHES Alex		Surbiton High School	15.11	16.14	15.11	3.62	Women
46	9	Y7-9	HERRIES Olivia		St Georges School	15.58	15.12	15.12	3.63	Women
47	30	Y7-9	CLARK Lexie		Surbiton High School	15.93	15.27	15.27	3.78	Women
48	82	Y7-9	GAJDAMOWICZ Arrien		Eltham College	17.34	15.32	15.32	3.83	Men
49	91	Y7-9	PILCHER Lucas		Eltham College	15.79	15.40	15.40	3.91	Men
50	95	Y10-13	CUTHBERT Hugo		St Georges School	15.45	15.42	15.42	3.93	Men
51	58	Y7-9	CUTHBERT Bella		St Georges School	15.73	17.43	15.73	4.24	Women
52	93	Y7-9	HALL James		Eltham College	15.96	15.86	15.86	4.37	Men
53	56	Y10-13	MCCABE Millie		St Albans High School for Girl	15.88	16.32	15.88	4.39	Women
54	63	Y7-9	BIDWELL Fergus		Eltham College	16.11		16.11	4.62	Men
55	50	Y7-9	BREEN Kate		Surbiton High School	16.18	16.26	16.18	4.69	Women
56	53	Y7-9	WEBBER Jana		Surbiton High School	16.23	16.22	16.22	4.73	Women
57	55	Y10-13	WILLIS Annie		St Albans High School for Girl	16.41	17.75	16.41	4.92	Women
58	16	Y7-9	WOOTON Kate		Dame Alice Owen's School	16.48	17.75	16.48	4.99	Women
59	60	Y10-13	PETROCOCHINO Luke		New Hall School		16.70	16.70	5.21	Men
60	66	Y7-9	DENJEAN Gregoire		Dame Alice Owen's School	17.86	16.85	16.85	5.36	Men
61	76	Y7-9	MARTIN Todd		New Hall School	17.54	16.89	16.89	5.40	Men
62	62	Y10-13	EVEREST Charlie		New Hall School	20.47	16.99	16.99	5.50	Men
63	8	Y10-13	COLLINS Esme		St Albans Girls School	17.34	17.07	17.07	5.58	Women
64	52	Y7-9	GRAAS Jessica		Surbiton High School	17.31	17.86	17.31	5.82	Women
65	48	Y7-9	RYAN Mathilda		St Albans High School for Girl	18.31	17.46	17.46	5.97	Women
66	96	Y7-9	MACKLEY Alice		New Hall School	18.50	17.64	17.64	6.15	Women
67	65	Y7-9	JONES Sam		Eltham College	17.67	17.77	17.67	6.18	Men
68	68	Y7-9	RAZAVI Elian		Dame Alice Owen's School	17.71	19.79	17.71	6.22	Men
69	18	Y7-9	WHITE Sienna		Dame Alice Owen's School	17.92	21.10	17.92	6.43	Women
70	17	Y7-9	WOOTON Hannah		Dame Alice Owen's School	18.41	20.21	18.41	6.92	Women
71	51	Y7-9	KOVACH Anastassia		Surbiton High School	18.59	18.46	18.46	6.97	Women
72	15	Y7-9	REID Grace		St Albans Girls School	18.56	19.27	18.56	7.07	Women
73	41	Y10-13	LEWIS Harriet		Gillotts	18.71	20.27	18.71	7.22	Women
74	67	Y7-9	SIDDLE Oscar		Dame Alice Owen's School	18.81	19.27	18.81	7.32	Men
75	84	Y7-9	PIENE Gabriel		Finchley Catholic High Sch	19.11	19.01	19.01	7.52	Men
76	1	Y7-9	MASTERS-STEVENS Claudia		Berkhamsted	19.31	19.14	19.14	7.65	Women
77	31	Y7-9	WEBSTER Alice		Dame Alice Owen's School	19.44	20.18	19.44	7.95	Women
78	86	Y7-9	FOX Thady		Finchley Catholic High Sch	20.86	19.85	19.85	8.36	Men
79	32	Y7-9	ENRIGHT Abbie		Dame Alice Owen's School	20.47		20.47	8.98	Women
80	10	Y7-9	MILLS Lauren		St Georges School	20.53	20.53	20.53	9.04	Women
81	85	Y7-9	STRAAT Ruben		Finchley Catholic High Sch	22.78	20.74	20.74	9.25	Men
82	54	Y10-13	KAUL Tara		St Albans High School for Girl	20.83	21.22	20.83	9.34	Women
83	33	Y7-9	WHITE Caterina		Dame Alice Owen's School		21.32	21.32	9.83	Women
84	49	Y7-9	GODLEY Juliet		St Albans High School for Girl	21.52	22.56	21.52	10.03	Women
85	4	Y7-9	LAWMAN Alex		Berkhamsted	22.25	29.71	22.25	10.76	Women
86	11	Y7-9	GILLEN Emily		St Georges School	22.47	23.42	22.47	10.98	Women
87	94	Y7-9	WARD James		Eltham College	47.07	22.61	22.61	11.12	Men
88	43	Y7-9	FROST Eleanor		Surbiton High School	23.37	24.86	23.37	11.88	Women
89	12	Y7-9	RAINSFORD Alice		St Georges School		24.97	24.97	13.48	Women
90	64	Y7-9	ROX HANSEN Christian		Eltham College	34.22	25.89	25.89	14.40	Men
91	87	Y10-13	FROST Sam		St Albans School	33.84		33.84	22.35	Men

Did Not Start - Run 1 (4)

20	Y7-9	MARTIN Lily		Farringtons School						Women
77	Y7-9	HUMMEL Sam		Farringtons School						Men
78	Y7-9	ANDERSON Harry		Farringtons School						Men
92	Y7-9	SEWELL Ashley		Eltham College						Men

Did Not Finish - Run 1 (1)

80	Y7-9	DONNELLY Liam		Eltham College						Men
----	------	---------------	---	----------------	--	--	--	--	--	-----

London Schools Ski Race 2016





=== Senior's ===

Special Slalom

LSSR Official Results

Rank	Bib.	Cat	Name	=====	School	Run 1	Run 2	Time	Gap	Sex
------	------	-----	------	-------	--------	-------	-------	------	-----	-----

Disqualified - Run 1 (4)

12	Y7-9	RAINSFORD Alice		St Georges School						Women
33	Y7-9	WHITE Caterina		Dame Alice Owen's School						Women
60	Y10-13	PETROCOCHINO Luke		New Hall School						Men
75	Y7-9	MARTIN Alex		New Hall School						Men

Did Not Start - Run 2 (5)

20	Y7-9	MARTIN Lily		Farringtons School						Women
77	Y7-9	HUMMEL Sam		Farringtons School						Men
78	Y7-9	ANDERSON Harry		Farringtons School						Men
80	Y7-9	DONNELLY Liam		Eltham College						Men
92	Y7-9	SEWELL Ashley		Eltham College						Men

Disqualified - Run 2 (7)

6	Y10-13	BLYTH Charlotte		St Albans Girls School						Women
32	Y7-9	ENRIGHT Abbie		Dame Alice Owen's School						Women
37	Y10-13	RENDELL Callie		Surbiton High School						Women
63	Y7-9	BIDWELL Fergus		Eltham College						Men
73	Y7-9	MCCOOL Matthew		Eltham College						Men
87	Y10-13	FROST Sam		St Albans School						Men
90	Y10-13	RYAN Stratford		St Albans School						Men