



## London Schools Ski Race 2016

### === Junior's (Year's 2 - 6) ===

#### Special Slalom

#### LSSR Official Results




























Rank	Bib.	Cat	Name	=====	School	Run 1	Run 2	Time
<b>Y2-4</b>								
<b>1 - South Hampstead HS Junior A</b>					<b>Total time: 1:35.58</b>			
9	118	Y2-4	DANIEL Momo		South Hampstead HS Junior	15.67	15.92	15.67
14	119	Y2-4	GORDON Freya		South Hampstead HS Junior	16.39	16.88	16.39
17	120	Y2-4	WHITMORE Milly		South Hampstead HS Junior	18.52	16.76	16.76
5	121	Y2-4	FAIRFULL Maddy		South Hampstead HS Junior	15.35	15.49	15.35
<b>2 - Berkhamsted C</b>					<b>Total time: 1:41.53</b>		<b>Gap: + 5.95</b>	
11	33	Y2-4	GRAY George		Berkhamsted	16.09	16.55	16.09
12	34	Y2-4	GRAY Lawson		Berkhamsted	16.33		16.33
10	35	Y2-4	MOORE Cole		Berkhamsted	16.06	15.77	15.77
42	36	Y2-4	MOORE John		Berkhamsted	21.57	20.73	20.73
<b>3 - Collis Primary School E</b>					<b>Total time: 1:41.83</b>		<b>Gap: + 6.25</b>	
19	78	Y2-4	GAUGHAN Joshua		Collis Primary School	16.98	17.42	16.98
13	79	Y2-4	COMBE Adam		Collis Primary School	16.37	16.65	16.37
20	80	Y2-4	GREENSTREET Freddie		Collis Primary School	17.44	17.08	17.08
22	81	Y2-4	DUNBAVIN Lily		Collis Primary School	17.33	17.86	17.33
<b>4 - Clare House Primary Sch. B</b>					<b>Total time: 1:44.92</b>		<b>Gap: + 9.34</b>	
6	7	Y2-4	MCDONALD Will		Clare House Primary Sch.	15.95	15.37	15.37
36	8	Y2-4	WALL Tilly		Clare House Primary Sch.	21.75	19.42	19.42
23	9	Y2-4	TOOKEY Cillian		Clare House Primary Sch.	18.06	17.39	17.39
32	10	Y2-4	CRAWFORD Sophia		Clare House Primary Sch.	19.44	18.71	18.71
<b>5 - Stormont School A</b>					<b>Total time: 1:45.84</b>		<b>Gap: + 10.26</b>	
24	57	Y2-4	SCOTT Megan		Stormont School	18.05	17.50	17.50
18	58	Y2-4	WEBSTER Charlotte		Stormont School	17.43	16.92	16.92
27	59	Y2-4	WEBSTER Hannah		Stormont School	18.06	17.88	17.88
28	60	Y2-4	ALEXANDER Ruby		Stormont School	18.77	17.96	17.96
<b>6 - Eltham College A</b>					<b>Total time: 1:46.60</b>		<b>Gap: + 11.02</b>	
33	19	Y2-4	KAY Thomas		Eltham College	18.93	18.83	18.83
1	20	Y2-4	CORNICK Adam		Eltham College	14.22	13.45	13.45
40	21	Y2-4	MCLEAN Charlie		Eltham College	21.37	19.80	19.80

London Schools Ski Race 2016

=== Junior's (Year's 2 - 6) ===

Special Slalom

LSSR Official Results

Rank	Bib.	Cat	Name	=====	School	Run 1	Run 2	Time
<b>7 - Larmenier &amp; SH E</b>					<b>Total time: 1:59.96</b>		<b>Gap: + 24.38</b>	
44	70	Y2-4	VIVARELLI Cecillia		Larmenier & SH	23.43		23.43
39	75	Y2-4	VALENTE Sara		Larmenier & SH	<b>20.78</b>	<b>19.75</b>	19.75
38	76	Y2-4	GARRIDO Marina		Larmenier & SH	<b>20.50</b>	<b>19.73</b>	19.73
37	77	Y2-4	CLERICI Pietro		Larmenier & SH	<b>19.52</b>	<b>19.68</b>	19.52
<b>8 - Larmenier &amp; SH B</b>					<b>Total time: 2:17.59</b>		<b>Gap: + 42.01</b>	
41	53	Y2-4	DOHERTY Lizzy		Larmenier & SH	<b>56.23</b>	20.14	20.14
26	54	Y2-4	WHEATON Kyle		Larmenier & SH		<b>17.80</b>	17.80
25	55	Y2-4	STEWART Toby		Larmenier & SH	<b>17.74</b>	<b>17.83</b>	17.74
3	56	Y2-4	VERGANI Alberto		Larmenier & SH	<b>14.02</b>	<b>13.97</b>	13.97
<b>Brooklands Primary School A</b>							<b>Not Classified</b>	
4	5	Y2-4	FOLEY Liam		Brooklands Primary School	<b>18.55</b>	<b>14.74</b>	14.74
31	6	Y2-4	FOLEY Seb		Brooklands Primary School	<b>21.06</b>	<b>18.62</b>	18.62
<b>Collis Primary School D</b>							<b>Not Classified</b>	
2	86	Y2-4	GRACE Henry		Collis Primary School	<b>19.82</b>	<b>13.87</b>	13.87
21	87	Y2-4	WELLS Lila		Collis Primary School	<b>17.11</b>	<b>17.25</b>	17.11
16	88	Y2-4	GREENSTREET Tom		Collis Primary School	<b>16.68</b>		16.68
	89	Y2-4	KEMP Oliver		Collis Primary School			
<b>Hextable Primary School</b>							<b>Not Classified</b>	
7	31	Y2-4	SUMMERS Emily		Hextable Primary School	<b>22.45</b>	<b>15.42</b>	15.42
<b>Larmenier &amp; SH F</b>							<b>Not Classified</b>	
	68	Y2-4	GLEASON Farrah		Larmenier & SH			
	69	Y2-4	WORLEY Oliver		Larmenier & SH			
<b>South Hampstead HS Junior C</b>							<b>Not Classified</b>	
30	98	Y2-4	BLOOM Natasha		South Hampstead HS Junior	<b>18.75</b>	<b>18.13</b>	18.13
34	99	Y2-4	SIGALAS Chloe		South Hampstead HS Junior	<b>19.17</b>	<b>26.00</b>	19.17
	100	Y2-4	BOLLAND Rosie		South Hampstead HS Junior			
<b>The Hall A</b>							<b>Not Classified</b>	
35	117	Y2-4	BITRAN Joshua		The Hall	<b>20.28</b>	<b>19.24</b>	19.24
<b>The Hall B</b>							<b>Not Classified</b>	
29	101	Y2-4	CULLINANE Arthur		The Hall	<b>19.55</b>	<b>18.07</b>	18.07
43	102	Y2-4	PATEL Aadi		The Hall	<b>23.70</b>	<b>21.47</b>	21.47
<b>Wetherby School A</b>							<b>Not Classified</b>	
14	37	Y2-4	STEVENS Brooks		Wetherby School	<b>16.78</b>	<b>16.39</b>	16.39
8	38	Y2-4	DAUDY Theodore		Wetherby School	<b>49.80</b>	<b>15.65</b>	15.65
	39	Y2-4	WISDEN Marcus		Wetherby School			
	40	Y2-4	STRACHAN Duncan		Wetherby School			

Rank	Bib.	Cat	Name	=====	School	Run 1	Run 2	Time
<b>Y5-6</b>								
<b>1 - Clare House Primary Sch. A</b>						<b>Total time: 1:21.78</b>		
5	15	Y5-6	MCDONALD Owen		Clare House Primary Sch.	13.52	13.81	13.52
	16	Y5-6	COLE Faith		Clare House Primary Sch.			
1	17	Y5-6	ATKINSON Liam		Clare House Primary Sch.	11.67	11.83	11.67
19	18	Y5-6	TOVARLAZA Oliver		Clare House Primary Sch.	15.46	15.49	15.46
<b>2 - Eltham College C</b>						<b>Total time: 1:25.09</b>		<b>Gap: + 3.31</b>
42	11	Y5-6	LANCASTER Alex		Eltham College	30.62	17.39	17.39
3	12	Y5-6	AUSTIN Theo		Eltham College	17.94	12.87	12.87
2	13	Y5-6	MCCOOL Luke		Eltham College	13.71	12.80	12.80
7	14	Y5-6	MCMILLAN Ketan		Eltham College	13.75	14.02	13.75
<b>3 - Surbiton High School Jr A</b>						<b>Total time: 1:29.64</b>		<b>Gap: + 7.86</b>
8	82	Y5-6	KADRKA Tobias		Surbiton High School Jr	17.44	13.86	13.86
11	83	Y5-6	MCDONALD Cameron		Surbiton High School Jr	14.92	14.12	14.12
21	84	Y5-6	KING Grace		Surbiton High School Jr	16.31	15.65	15.65
16	85	Y5-6	JESSE Kaylis		Surbiton High School Jr	14.78	27.27	14.78
<b>4 - Merton Court Prep A</b>						<b>Total time: 1:31.01</b>		<b>Gap: + 9.23</b>
34	1	Y5-6	BARENBRUG Nico		Merton Court Prep	16.83	16.66	16.66
4	2	Y5-6	GRECULA Adam		Merton Court Prep		13.07	13.07
6	3	Y5-6	COOK Joshua		Merton Court Prep	13.64	13.86	13.64
31	4	Y5-6	BARENBRUG Toby		Merton Court Prep	17.05	16.56	16.56
<b>5 - Surbiton High School Jr B</b>						<b>Total time: 1:31.45</b>		<b>Gap: + 9.67</b>
40	90	Y5-6	DAVIES Roxy		Surbiton High School Jr	17.98	17.12	17.12
30	91	Y5-6	DATTANI Siena		Surbiton High School Jr	16.63	16.33	16.33
18	92	Y5-6	SIBER Maya		Surbiton High School Jr	15.06	15.20	15.06
10	93	Y5-6	DISNEY Evie		Surbiton High School Jr	14.17	14.06	14.06
<b>6 - Eltham College B</b>						<b>Total time: 1:31.82</b>		<b>Gap: + 10.04</b>
28	26	Y5-6	JONES Harry		Eltham College	16.17	16.63	16.17
	27	Y5-6	KAY Jonathan		Eltham College			
9	28	Y5-6	KINSELLA Alfie		Eltham College	15.12	13.94	13.94
15	29	Y5-6	CHABAN Oles		Eltham College	15.35	14.61	14.61
<b>7 - Larmenier &amp; SH A</b>						<b>Total time: 1:35.97</b>		<b>Gap: + 14.19</b>
14	45	Y5-6	VENTURINI Lila		Larmenier & SH	15.33	14.48	14.48
50	46	Y5-6	ASTE Francesca		Larmenier & SH	18.49	18.41	18.41
41	47	Y5-6	BOURDIGNAN Isabelle		Larmenier & SH	17.24	17.44	17.24
22	48	Y5-6	LAMBLIN Camille		Larmenier & SH	15.74	15.74	15.74
<b>8 - Berkhamsted B</b>						<b>Total time: 1:41.67</b>		<b>Gap: + 19.89</b>
24	49	Y5-6	PERCIVAL Thomas		Berkhamsted	17.05	16.00	16.00
27	50	Y5-6	SPIERS Noah		Berkhamsted	16.10		16.10
49	51	Y5-6	LAWMAN Tascha		Berkhamsted	17.97	18.00	17.97

London Schools Ski Race 2016

=== Junior's (Year's 2 - 6) ===

Special Slalom

LSSR Official Results









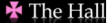
Rank	Bib.	Cat	Name	=====	School	Run 1	Run 2	Time
38	52	Y5-6	BEVIS Charlie		Berkhamsted	17.47	17.05	17.05
<b>9 - Collis Primary School A</b>						<b>Total time: 1:43.90</b>	<b>Gap: + 22.12</b>	
62	94	Y5-6	MILLINGTON-JONES Ben		Collis Primary School	25.33		25.33
23	95	Y5-6	HIGGINS Imogen		Collis Primary School	15.89	16.05	15.89
46	96	Y5-6	WELLS Imogen		Collis Primary School	20.73	17.68	17.68
29	97	Y5-6	GWYNNE Toby		Collis Primary School	17.23	16.32	16.32
<b>10 - Collis Primary School B</b>						<b>Total time: 1:48.55</b>	<b>Gap: + 26.77</b>	
54	71	Y5-6	BROWNING Leo		Collis Primary School		19.14	19.14
51	72	Y5-6	MORENO-MASSEY Grace		Collis Primary School	18.42	18.65	18.42
39	73	Y5-6	KNOWLES Evie		Collis Primary School	18.12	17.06	17.06
47	74	Y5-6	KINDNESS Max		Collis Primary School	18.45	17.85	17.85
<b>11 - South Hampstead HS Junior B</b>						<b>Total time: 1:48.91</b>	<b>Gap: + 27.13</b>	
61	106	Y5-6	AARONS Emilie		South Hampstead HS Junior	23.65		23.65
33	107	Y5-6	PERRY rosie		South Hampstead HS Junior	18.13	16.63	16.63
53	108	Y5-6	LEVIN Noa		South Hampstead HS Junior	19.83	18.74	18.74
43	109	Y5-6	LITTLE sophie		South Hampstead HS Junior	18.04	17.54	17.54
<b>12 - Ecole de Battersea</b>						<b>Total time: 1:49.45</b>	<b>Gap: + 27.67</b>	
17	65	Y5-6	HANFORD Thomas		Ecole de Battersea	15.12	14.90	14.90
25	66	Y5-6	COUTANT Angele		Ecole de Battersea	16.06	29.09	16.06
37	67	Y5-6	BEAUVILAIN Henri		Ecole de Battersea	17.27	17.01	17.01
<b>13 - Larmenier &amp; SH D</b>						<b>Total time: 1:50.20</b>	<b>Gap: + 28.42</b>	
57	110	Y5-6	GARRIDO Olivia		Larmenier & SH	19.91	19.78	19.78
	111	Y5-6	WORLEY Alexandra		Larmenier & SH			
35	112	Y5-6	SALMON Cesar		Larmenier & SH	16.78	16.74	16.74
48	113	Y5-6	BOGLIONE Chiara		Larmenier & SH	19.10	17.89	17.89
<b>14 - Collis Primary School C</b>						<b>Total time: 1:55.29</b>	<b>Gap: + 33.51</b>	
55	103	Y5-6	BUZYNSKY Elsa		Collis Primary School	19.21	19.82	19.21
56	104	Y5-6	DOWNEY Saffron		Collis Primary School	19.94	19.63	19.63
44	105	Y5-6	HARROWELL Mac		Collis Primary School	19.13	17.56	17.56
<b>Berkhamsted A</b>							<b>Not Classified</b>	
26	41	Y5-6	SHARMAN Hugo		Berkhamsted	16.54	16.07	16.07
12	42	Y5-6	WARNE Ben		Berkhamsted	21.16	14.14	14.14
36	43	Y5-6	GORTON Tom		Berkhamsted		16.85	16.85
	44	Y5-6	ROADNIGHT Bertie		Berkhamsted			
<b>Larmenier &amp; SH C</b>							<b>Not Classified</b>	
	61	Y5-6	DE MONCLIN Galatee		Larmenier & SH			
59	62	Y5-6	PARLADE Matilda		Larmenier & SH		21.85	21.85
58	63	Y5-6	HAMMOND Finn		Larmenier & SH	37.16	20.11	20.11
32	64	Y5-6	VERNAZZA Luca		Larmenier & SH	16.80	16.60	16.60

London Schools Ski Race 2016

=== Junior's (Year's 2 - 6) ===

Special Slalom

LSSR Official Results

Rank	Bib.	Cat	Name	=====	School	Run 1	Run 2	Time
<b>Merton Court Prep B</b>						<b>Not Classified</b>		
60	22	Y5-6	<b>BRADY Scarlett</b>		Merton Court Prep	<b>46.19</b>	<b>23.53</b>	23.53
	23	Y5-6	<b>GODWIN-TURNER Alex</b>		Merton Court Prep			
45	24	Y5-6	<b>CHEA Jake</b>		Merton Court Prep	<b>18.83</b>	<b>17.66</b>	17.66
	25	Y5-6	<b>LEATHER Isabelle</b>		Merton Court Prep			
<b>St Cedd's School</b>						<b>Not Classified</b>		
20	32	Y5-6	<b>MACKLEY Charlotte</b>		St Cedd's School	<b>15.48</b>	<b>15.77</b>	15.48
<b>St Christopher's School</b>						<b>Not Classified</b>		
13	30	Y5-6	<b>STEVENS Cordelia</b>		St Christopher's School	<b>15.46</b>	<b>14.39</b>	14.39
<b>The Hall A</b>						<b>Not Classified</b>		
	114	Y5-6	<b>LOMBARDO Tommaso</b>		The Hall			
	115	Y5-6	<b>POTTER William</b>		The Hall			
52	116	Y5-6	<b>PATEL Kushal</b>		The Hall	<b>19.57</b>	<b>18.65</b>	18.65



## London Schools Ski Race 2016

=== Senior's ===

Special Slalom

LSSR Official Results

Rank	Bib.	Cat	Name	=====	Team	Run 1	Run 2	Sex
------	------	-----	------	-------	------	-------	-------	-----

### Y7-9

#### 1 - Surbiton High School B

Total time: 1:22.03

3	42	Y7-9	VERNON Rebecca		Surbiton High School B	11.69	11.61	Women
17	45	Y7-9	CONVEY Rosie		Surbiton High School B	14.37	13.83	Women
26	44	Y7-9	RICH JONES Charlotte		Surbiton High School B	15.50	15.03	Women
64	43	Y7-9	FROST Eleanor		Surbiton High School B	23.37	24.86	Women

#### 2 - New Hall School A

Total time: 1:23.39

Gap: + 1.36

6	24	Y7-9	LANDER Isabelle		New Hall School A	15.37	12.80	Women
14	26	Y7-9	MCLEISH Emily		New Hall School A	13.65	13.95	Women
16	25	Y7-9	MARTIN Allegra		New Hall School A	14.19	13.79	Women
24	23	Y7-9	GOULD Lauren		New Hall School A	15.01	14.94	Women

#### 3 - Surbiton High School C

Total time: 1:30.08

Gap: + 8.05

22	27	Y7-9	HINTON Tilly		Surbiton High School C	14.83	14.77	Women
23	28	Y7-9	KING Mia		Surbiton High School C	14.88	15.22	Women
28	29	Y7-9	HUGHES Alex		Surbiton High School C	15.11	16.14	Women
31	30	Y7-9	CLARK Lexie		Surbiton High School C	15.93	15.27	Women

#### 4 - Berkhamsted

Total time: 1:30.17

Gap: + 8.14

2	3	Y7-9	SCRANAGE-HARRISON Eleanor		Berkhamsted	11.65	11.55	Women
18	2	Y7-9	WARNE Charlotte		Berkhamsted	14.23	14.29	Women
53	1	Y7-9	MASTERS-STEVENS Claudia		Berkhamsted	19.31	19.14	Women
61	4	Y7-9	LAWMAN Alex		Berkhamsted	22.25	29.71	Women

#### 5 - St Albans Girls School B

Total time: 1:30.79

Gap: + 8.76

5	13	Y7-9	BOTY Nia		St Albans Girls School B	12.80	12.69	Women
13	14	Y7-9	BARDER Katie		St Albans Girls School B	13.89	13.58	Women
50	15	Y7-9	REID Grace		St Albans Girls School B	18.56	19.27	Women

#### 6 - New Hall School B

Total time: 1:34.38

Gap: + 12.35

18	22	Y7-9	HUGHES Sophie		New Hall School B	14.23	14.64	Women
20	21	Y7-9	MACKLEY Alexia		New Hall School B	14.86	14.51	Women
44	96	Y7-9	MACKLEY Alice		New Hall School B	18.50	17.64	Women

# London Schools Ski Race 2016






=== Senior's ===

Special Slalom

LSSR Official Results

Rank	Bib.	Cat	Name	=====	Team	Run 1	Run 2	Sex
<b>7 - St Albans High School for Girl</b>						<b>Total time: 1:36.71</b>		<b>Gap: + 14.68</b>
25	47	Y7-9	FROST Katie		St Albans High School for Girl	15.29	15.00	Women
28	46	Y7-9	MAWSON Carys		St Albans High School for Girl	15.54	15.11	Women
43	48	Y7-9	RYAN Mathilda		St Albans High School for Girl	18.31	17.46	Women
60	49	Y7-9	GODLEY Juliet		St Albans High School for Girl	21.52	22.56	Women
<b>8 - Surbiton High School D</b>						<b>Total time: 1:40.06</b>		<b>Gap: + 18.03</b>
37	50	Y7-9	BREEN Kate		Surbiton High School D	16.18	16.26	Women
38	53	Y7-9	WEBBER Jana		Surbiton High School D	16.23	16.22	Women
42	52	Y7-9	GRAAS Jessica		Surbiton High School D	17.31	17.86	Women
49	51	Y7-9	KOVACH Anastassia		Surbiton High School D	18.59	18.46	Women
<b>9 - Dame Alice Owen's School A</b>						<b>Total time: 1:42.99</b>		<b>Gap: + 20.96</b>
27	19	Y7-9	HEYMOZ Louise		Dame Alice Owen's School A	15.06	15.57	Women
39	16	Y7-9	WOOTON Kate		Dame Alice Owen's School A	16.48	17.75	Women
47	18	Y7-9	WHITE Sienna		Dame Alice Owen's School A	17.92	21.10	Women
48	17	Y7-9	WOOTON Hannah		Dame Alice Owen's School A	18.41	20.21	Women
<b>10 - St Georges School A</b>						<b>Total time: 1:57.65</b>		<b>Gap: + 35.62</b>
30	9	Y7-9	HERRIES Olivia		St Georges School A	15.58	15.12	Women
57	10	Y7-9	MILLS Lauren		St Georges School A	20.53	20.53	Women
62	11	Y7-9	GILLEN Emily		St Georges School A	22.47	23.42	Women
65	12	Y7-9	RAINSFORD Alice		St Georges School A		24.97	Women
<b>Dame Alice Owen's School B</b>								<b>Not Classified</b>
54	31	Y7-9	WEBSTER Alice		Dame Alice Owen's School B	19.44	20.18	Women
56	32	Y7-9	ENRIGHT Abbie		Dame Alice Owen's School B	20.47		Women
59	33	Y7-9	WHITE Caterina		Dame Alice Owen's School B		21.32	Women
<b>Farringtons School</b>								<b>Not Classified</b>
	20	Y7-9	MARTIN Lily		Farringtons School			Women
<b>St Georges School</b>								<b>Not Classified</b>
34	58	Y7-9	CUTHBERT Bella		St Georges School	15.73	17.43	Women

## Y10-13




<b>1 - Gillotts</b>						<b>Total time: 1:15.76</b>		
2	38	Y10-13	HAWKINS Zara		Gillotts	12.40	12.41	Women
6	40	Y10-13	HAWKINS Danielle		Gillotts	12.48	12.51	Women
8	39	Y10-13	HAWKINS Lily		Gillotts	12.72	13.24	Women
23	41	Y10-13	LEWIS Harriet		Gillotts	18.71	20.27	Women
<b>2 - Surbiton High School A</b>						<b>Total time: 1:20.38</b>		<b>Gap: + 4.62</b>
5	34	Y10-13	CHRISTOPHER Rebecca		Surbiton High School A	12.60	12.44	Women

London Schools Ski Race 2016

=== Senior's ===

Special Slalom





LSSR Official Results

Rank	Bib.	Cat	Name	=====	Team	Run 1	Run 2	Sex
14	35	Y10-13	HINTON Georgina		Surbiton High School A	13.96	13.66	Women
15	36	Y10-13	BREEN Ellen		Surbiton High School A	14.05	13.67	Women
16	37	Y10-13	RENDELL Callie		Surbiton High School A	14.06		Women

**3 - St Albans Girls School A**

**Total time: 1:26.17**

**Gap: + 10.41**

1	5	Y10-13	BOTY Carys		St Albans Girls School A	24.03	11.95	Women
2	6	Y10-13	BLYTH Charlotte		St Albans Girls School A	12.40		Women
11	7	Y10-13	BARDER Bea		St Albans Girls School A	13.88	13.53	Women
22	8	Y10-13	COLLINS Esme		St Albans Girls School A	17.34	17.07	Women

**4 - St Albans High School for Girl**

**Total time: 1:34.23**

**Gap: + 18.47**

13	57	Y10-13	WARMINGTON Harriet		St Albans High School for Girl	13.64	14.23	Women
18	56	Y10-13	MCCABE Millie		St Albans High School for Girl	15.88	16.32	Women
19	55	Y10-13	WILLIS Annie		St Albans High School for Girl	16.41	17.75	Women
24	54	Y10-13	KAUL Tara		St Albans High School for Girl	20.83	21.22	Women





## London Schools Ski Race 2016

=== Senior's ===

Special Slalom

LSSR Official Results

Rank	Bib.	Cat	Name	=====	Team	Run 1	Run 2	Sex
------	------	-----	------	-------	------	-------	-------	-----

### Y7-9

#### 1 - Eltham College D

Total time: 1:15.60

1	70	Y7-9	ABRISHAMI Diaco		Eltham College D	11.49	11.76	Men
8	72	Y7-9	HUMMEL Ben		Eltham College D	13.08	12.87	Men
9	71	Y7-9	SULEYMAN Ata		Eltham College D	13.36	13.04	Men
15	73	Y7-9	MCCOOL Matthew		Eltham College D	13.77		Men

#### 2 - Eltham College C

Total time: 1:29.40

Gap: + 13.80

12	79	Y7-9	VASCOTTO VIDAL Pietro		Eltham College C	13.36	14.01	Men
21	81	Y7-9	MCMILLAN Kyle		Eltham College C	14.79	14.58	Men
32	82	Y7-9	GAJDAMOWICZ Arrien		Eltham College C	17.34	15.32	Men
	80	Y7-9	DONNELLY Liam		Eltham College C			Men

#### 3 - Dame Alice Owen's School

Total time: 1:37.76

Gap: + 22.16

7	69	Y7-9	HEYMOZ Daniel		Dame Alice Owen's School	12.84	13.23	Men
40	66	Y7-9	DENJEAN Gregoire		Dame Alice Owen's School	17.86	16.85	Men
46	68	Y7-9	RAZAVI Elian		Dame Alice Owen's School	17.71	19.79	Men
51	67	Y7-9	SIDDLE Oscar		Dame Alice Owen's School	18.81	19.27	Men

#### 4 - Finchley Catholic High Sch

Total time: 1:45.18

Gap: + 29.58

11	83	Y7-9	REIDY Thomas		Finchley Catholic High Sch	13.26	13.09	Men
52	84	Y7-9	PIENE Gabriel		Finchley Catholic High Sch	19.11	19.01	Men
55	86	Y7-9	FOX Thady		Finchley Catholic High Sch	20.86	19.85	Men
58	85	Y7-9	STRAAT Ruben		Finchley Catholic High Sch	22.78	20.74	Men

#### 5 - Eltham College B

Total time: 2:12.69

Gap: + 57.09

33	91	Y7-9	PILCHER Lucas		Eltham College B	15.79	15.40	Men
35	93	Y7-9	HALL James		Eltham College B	15.96	15.86	Men
63	94	Y7-9	WARD James		Eltham College B	47.07	22.61	Men
	92	Y7-9	SEWELL Ashley		Eltham College B			Men

#### Eltham College A

Not Classified






36	63	Y7-9	BIDWELL Fergus		Eltham College A	16.11		Men
45	65	Y7-9	JONES Sam		Eltham College A	17.67	17.77	Men
66	64	Y7-9	ROX HANSEN Christian		Eltham College A	34.22	25.89	Men

London Schools Ski Race 2016

=== Senior's ===

Special Slalom

LSSR Official Results

Rank	Bib.	Cat	Name	=====	Team	Run 1	Run 2	Sex
<b>Farringtons School</b>						<b>Not Classified</b>		
	77	Y7-9	<b>HUMMEL Sam</b>		Farringtons School			Men
	78	Y7-9	<b>ANDERSON Harry</b>		Farringtons School			Men
<b>New Hall School B</b>						<b>Not Classified</b>		
4	74	Y7-9	<b>MARTIN Joe</b>		New Hall School B	<b>12.66</b>	<b>12.54</b>	Men
10	75	Y7-9	<b>MARTIN Alex</b>		New Hall School B		<b>13.08</b>	Men
41	76	Y7-9	<b>MARTIN Todd</b>		New Hall School B	<b>17.54</b>	<b>16.89</b>	Men

**Y10-13**

**1 - New Hall School A**

**Total time: 1:28.87**

7	61	Y10-13	<b>HUGHES Thomas</b>		New Hall School A	<b>12.57</b>	<b>12.77</b>	Men
9	59	Y10-13	<b>COWEN Nick</b>		New Hall School A	<b>13.21</b>	<b>13.15</b>	Men
20	60	Y10-13	<b>PETROCOCHINO Luke</b>		New Hall School A		<b>16.70</b>	Men
21	62	Y10-13	<b>EVEREST Charlie</b>		New Hall School A	<b>20.47</b>	16.99	Men

**St Albans School A**

**Not Classified**

4	88	Y10-13	<b>MILLER Madoc</b>		St Albans School A	<b>12.74</b>	<b>12.41</b>	Men
10	90	Y10-13	<b>RYAN Stratford</b>		St Albans School A	<b>13.31</b>		Men
12	89	Y10-13	<b>RHYDDERCH Louis</b>		St Albans School A	<b>22.94</b>	<b>13.55</b>	Men
25	87	Y10-13	<b>FROST Sam</b>		St Albans School A	33.84		Men

**St Georges School**

**Not Classified**

17	95	Y10-13	<b>CUTHBERT Hugo</b>		St Georges School	<b>15.45</b>	<b>15.42</b>	Men
----	----	--------	----------------------	---	-------------------	--------------	--------------	-----